

Scorers' Manual *Manual de Anotación*

9		AB	R	ER	H	A	E	LOB																		
DOUBLE PLAYS	T	PITCHERS							W / L / S	BF	AB	R	ER	H	2B	3B	HR	SH	SF	BB	IBB	HP	IO	K	WP	BK

Baseball Scorers' Manual

English version - 2016

*Copyright © 2015-2020 Anna Maria Paini as President of Italian
Scorers*

All rights reserved.

Without limiting the rights under copyright reserved above, no part of this publication may be reproduced, stored in or introduced into a retrieval system, or transmitted, in any form or by any means (electronic, mechanical, photocopying, recording or otherwise), without the prior written permission of both the copyright owner and the above publisher of this book.

Published and distributed by WBSC – Baseball Division under
courtesy and permission of Anna Maria Paini (President of Italian
Scorers)

Written by: G. Bianchi (Ita), M. Fratticci (Ita), AM. Paini (Ita)
Revision 2016 by: P. Carpio (Esp), AM. Paini (Ita), L. Steijger (Ned)

Acknowledgments

I'd like to start with a thank you to Giancarlo Bianchi and Mario Fratticci, not only for their work, but also because they knew baseball and its rules so well and they passed their knowledge to me.

There are other people who helped tremendously and at the top of the list there are Linda Steijger and Pablo Carpio: Linda is so insightful and she has done so much in the last three years and Pablo generously took time away from his job and family in the true spirit of friendship and passion, he never hesitated to point out the spots where he thought we have to make something clearer. Our meetings always ended with a last-minute reminder to add a word, a paragraph, and Linda had to change the pages again.

Thanks to Don Darling (CAN), Jenny Moloney (AUS), Susana Santos (ESP), the Italian Scorers Technical Commission (Marco Battistella, Osvaldo Faraone, Stefano Pieri, Maurizio Ronchi and Marco Travagli) and the Copabe Friends [Andres De Leon (PAN), Carlos Del Pino (CUB), Oscar Izaguirre (VEN)]: they gave us a lot of suggestions.

Anna Maria Paini
Scoring Commission Chair

September 2016



Foreword

The art and importance of scorekeeping is one of baseball's fundamental pillars, which tracks and enters each pitch and play into the official record – providing the foundation for the birth of many statistics and analyses that are closely bound to the sport of baseball, and help shape the competition itself. It is the scorer's chief task to accurately and objectively interpret and transcribe the game's results on the field.

Scorekeeping and statistics are perhaps greater tied to baseball than to any other sport, and they are the basis not only for the players, managers and teams to evaluate and compare performance and to predict tendencies, which help form strategies, but scoring and statistics also form a large part of the fan-experience that makes the sport of baseball unique.

This Scoring Manual will remain a powerful resource to standardize the procedure of universally recording the game of baseball. As the sport of baseball continues to break ground into new territories, reliance on such a manual will only increase and help promote the integrity of our sport – ensuring that a particular play will be recorded the same across the globe.



Riccardo Fraccari

President

World Baseball Softball Confederation





Content	0-3
---------	-----

CONTENT

The Scorekeeper	0-7
------------------------	------------

Preface	0-9
----------------	------------

Chapter 1 – The Official Score-Sheet	1-0
---	------------

Symbols and abbreviations	1- 3
The official score-sheet	1- 5
Heading first sheet	1- 5
Heading second sheet	1- 7
Lineup (batting order)	1- 8
Central section	1- 9
Defense information	1-10
Offense information	1-12
Pitching performance	1-13
Catching performance	1-15
Score-sheet balance	1-16
Completing the tables	1-16
Insufficient space on score-sheet	1-17

Chapter 2 – Defense	2-0
----------------------------	------------

Putouts	2- 3
Putting out a batter	2- 4
Putting out a runner	2- 7
Double and triple plays	2- 8
Automatic putouts or Out by Rule (“OBR”)	2-13
Appeal plays	2-19
Appeal plays against batters	
who have hit doubles, triples or home runs	2-21
Out by infield fly	2-26
Batting out of turn	2-30
Assists	2-35
Errors	2-39
Decisive errors	2-41



Extra base errors	2-41
Interference and obstruction	2-44
Examples of errors on the score-sheet	2-46
Exempted errors	2-54

Chapter 3 – Offense**3-0**

Safe hits	3- 3
Determining the value of safe hits	3-11
Game-ending hits	3-14
Final conclusions on safe hits	3-15
Sacrifices	3-17
Sacrifice hit / Sacrifice bunt	3-17
Sacrifice fly	3-20
Free arrivals on first base	3-23
Base on balls	3-24
Intentional base on balls	3-26
Hit by pitch	3-27
Defensive interference	3-28
Obstruction	3-29
Advance to first base on the ball hitting a runner or umpire	3-30
Advances	3-32
Advancing on a hit	3-32
Advancing on a putout	3-33
Batter called out	3-33
Runner called out	3-33
Advancing on an error	3-34
Advancing on interference	3-36
Advancing on obstruction	3-39
Other advances	3-40
Balk	3-40
Wild pitch	3-40
Passed ball	3-41
Fielder's choice	3-43
Occupied ball	3-43
Defensive indifference / fielder's choice with caught stealing	3-47
Fielder's choice	3-51



Content	0-5
Throw	3-54
Stolen bases	3-56
Caught stealing	3-62
Particular advances	3-65
Ball lodges in the umpire's or catcher's mask or paraphernalia	3-65
Legal pitch touches a runner trying to score	3-66
Legal pitch touches runner in strike zone while attempting to score	3-68
A fielder, after catching a fly ball, falls into a bench or stand, or into a crowd with spectators on the field	3-70
Missed infield fly	3-72
Runs batted in	3-73

Chapter 4 – Substitutions **4-0**

Substitutions	4- 3
Internal Changes	4- 3
Changes in the batting order	4- 4
Pitcher replaces DH in offense	4- 6
DH goes in defense	4- 6
Substitution of runners	4- 7
Substitution of pitchers	4- 8
Substitution of a batter before he has completed his turn	4- 8
Substitution of a pitcher with a batter in the box	4- 9

Chapter 5 – The pitcher **5-0**

Earned runs	5- 3
When a run can never be earned	5- 7
When a run may become earned	5- 7
Changes of pitcher and runs allowed	5-15
Pitching credits	5-26
Winner	5-26
Loser	5-28



Save	5-28
Game winning runs	5-29

Chapter 6 – Miscellaneous **6-0**

Times at bat	6- 3
Designated hitter	6- 4
Protests	6- 5
Suspended games	6- 6
Forfeited games	6- 9
Games terminated on run difference	6-10
Statistics	6-11

Appendices **A-0**

Appendix 1: Scoring symbols and abbreviations by alphabetical order	A- 3
Appendix 2: Extra inning rule / Tiebreak	A- 7
Appendix 3: Final score-sheet balance	A-11
Appendix 4: Pitch count sheet	A-17
Appendix 5: Pitcher credits	A-19
Appendix 6: Game formalities	A-25
Appendix 7: Score sheets	A-27
Appendix 8: Example: World Cup Baseball 2011 Panama final game the Netherlands – Cuba	A-32
Appendix 9: Official Baseball Rule “Old” Reference	A-35



The Scorekeeper

Rule 9.01(c) of the Official Baseball Rules (**OBR**) states: *The official scorer is an official representative of the World Baseball Softball Confederation (WBSC) – Baseball Division, and is entitled to the respect and dignity of his office, and shall be accorded full protection by the WBSC Baseball Division. The official scorer shall report to the WBSC Baseball Division Tournament Director or WBSC Baseball Division Headquarter any indignity expressed by any manager, player, team employee or team officer in the course of, or as the result of, the discharge of official scorer duties.*

Rule 9.01(a) of the OBR states: *The Scoring Director shall appoint an official scorer for each championship game. The official scorer shall observe the game from an appropriate position (in order to ensure that he does his job properly, he must be in the best position, possibly an elevated one, where the public does not have free access. He may take position in the press box, where such exists). The official scorer shall have sole authority to make all decisions concerning application of Rule 9 that involve judgment, such as whether a batter's advance to first base is the result of a hit or an error. The official scorer shall communicate such decisions to the press box and broadcasting booths by hand signals or over the press box loudspeaker system, and shall advise the public address announcer of such decisions if requested.*

The official scorer shall make all decisions concerning judgment calls within 15 minutes after a game concludes or is suspended. No judgment decision shall be changed thereafter except, upon immediate application to the WBSC Baseball Division, the scorer may request a change, citing the reasons for such. In all cases, the official scorer is not permitted to make a scoring decision which is in conflict with the scoring rules (according to rule 9.01).

After each game, including forfeited and called games, the official scorer shall prepare a report (the score-sheet), on a form prescribed by the WBSC Baseball Division rules. He shall forward this report to the Scoring Director of the tournament at the end of each game.



According to rule 9.01(b) of the OBR: *in all cases, the official scorer shall not make a scoring decision that is in conflict with Rule 9 or any other Official Baseball Rules, WBSC Baseball Division Scoring Rules or with an umpire's decision. If the teams change sides before three men are put out, the official scorer shall immediately inform the umpire-in-chief of the mistake. If the game is protested or suspended, the official scorer shall make a note of the exact situation at the time of the protest or suspension, including the score, the number of outs, the position of any runners, the ball-and-strike count on the batter, the lineups of both teams and the players who have been removed from the game for each team. This is very important as, if a protested or suspended game is ordered replayed, the game must be resumed with exactly the situation that existed just before the protested play. The official scorer shall not call the attention of any umpire or of any member of either team to the fact that a player is batting out of turn.*

The umpire-in-chief shall ensure, particularly in the case of runs scored concurrently with the third putout (rundown plays, appeal plays, etc), that he indicates clearly to the official scorer the legality or otherwise of the run.

In addition to the provisions of this manual, the official scorer should be familiar with the Official Baseball Rules (OBR), in particular rule 9.00.



Preface

This scorers' manual has been prepared to provide the necessary information for recording plays and thereby determining the score of a baseball game.

It begins with the symbols and abbreviations used to record the actions of the game.

For clarity, paragraphs taken in their entirety from the Official Baseball Rules appear in *italic* script throughout the manual.

Any reference in this Scorers' Manual to "he", "him" or "his" shall be deemed to be a reference to "she", "her" or "hers" as the case may be when the person is a female.





Chapter I

The Official Score-Sheet

Symbols and abbreviations – The official score-sheet
Insufficient space on score-sheet





Symbols and abbreviations

Numbers are used in several ways on the official score-sheet. They are mainly used to identify players on the defending team, as follows:

1 Pitcher	4 Second baseman	7 Left fielder
2 Catcher	5 Third baseman	8 Center fielder
3 First baseman	6 Shortstop	9 Right fielder

In addition to the defensive players, numbers one to nine are also used to identify the batters and the actions that may occur in play during a turn at bat. In this case the numbers correspond to the player's position in the batting order.

Special symbols are used to indicate the Designated Hitter (DH), Pinch Hitter (PH) and Pinch Runner (PR).

The main symbols and abbreviations used are as follows (see appendix 1 for this list in alphabetical order):

†	One base hit (Single)
#	Two base hit (Double)
≠	Three base hit (Triple)
HR	Four base hit (Home Run)
IHR	Four base hit inside the park (Inside the park Home Run)
LS	Base hit through the left side of the field
RS	Base hit through the right side of the field
MI	Base hit up the middle of the field (Middle Inside)
LL	Base hit down the left field line
RL	Base hit down the right field line
LC	Base hit to left center
RC	Base hit to right center
GR	Ground Rule Hit
SH	Sacrifice Hit (Sacrifice Bunt)
SF	Sacrifice Fly
B	Bunt
FSF	Foul Sacrifice Fly



KL	StriKeout Looking
KS	StriKeout Swinging
BB	Base on Balls
IBB	Intentional Base on Balls
BK., bk.	Balk
PO	Pick Off
HP	Hit by Pitch
PB., pb.	Passed Ball
WP., wp.	Wild Pitch
F.	Fly
FF.	Foul Fly
L.	Line drive
FL.	Foul Line drive
P.	Pop Fly
FP.	Foul Pop Fly
E.	Fielding Error
E.T	Throwing Error
E.F	Fly Error
E.L	Line drive Error
E.P	Pop Error
e.	extra base fielding error
e.T	extra base throwing error
GDP.	Grounded into Double Play
SB.	Stolen Base
CS.	Caught Stealing
OB., ob.	OBstruction
INT	INTerference
OBR.	Out By Rule
FC.	Fielder's Choice
O.	Occupied ball (fielder's choice)
T.	Advance on a Throw (fielder's choice)
O/.	Advance on defensive indifference / fielder's choice with caught stealing
IF.	Infield Fly
LT	Lost Turn
A.	Appeal play
DH	Designated Hitter
PH	Pinch Hitter
PR	Pinch Runner



TIE	Tie Breaker
R	Right-handed pitcher
L	Left-handed pitcher
W	Winner (for the pitcher)
L	Loser (for the pitcher)
S	Save (for the pitcher)

The Official Score-Sheet

The score-sheet is made up of two sheets that are identical except for the column headings.

The first sheet contains all the information on the game and a table for noting down runs per inning. This first sheet is reserved for the visiting team, or whichever team bats first.

The heading of the second sheet is different from that of the first.

The left-hand side contains a repetition of the game data, to identify which game the second sheet refers to.

There is a space to put the number of spectators (attendance), the weather type and a space for notes, which should be used for recording the circumstances of interruptions to the game, reasons for any protests or reservations, and an explanation of any plays that could be difficult to interpret.

Heading first sheet

TOURNAMENT:		DATE:		GAME:
CITY:	FIELD:	START:	END:	TIME:
UMPIRES:				
SCOREKEEPERS:		T.C.:		

- Tournament

Write the name of the competition (Olympic Games, World Cup, Intercontinental Cup, etc.).
- Date

Day, month and year of the game.
- Game

Game number according to the official schedule.
- City

City where game is taking place.



- Field** Name of the stadium where the game is being held.
- Start** Actual start time of the game
- End** Actual finish time of the game
- Time** *Time required to play the game, with delays deducted for weather, light failure or technological failure not related to game action. A delay to attend to the injury of a player, manager, coach or umpire shall be counted in computing time of game. [OBR 9.02(l) and 9.02(l) Comment]*
- For example: a game begins at 16:00 and ends at 19:00, but is suspended for 20 minutes because of rain, the "Time" box would contain the time 2:40, not 3:00. The interruption is recorded in the notes.
- Umpires** Names of Umpires with surname in block capital letters, first name in small letters, and nationality (in brackets), listed in this order: plate umpire, first-base, second-base, third-base, left-field (if any), right-field (if any) [OBR 9.02 (k)].
- Scorekeepers** Names of Official Scorers with surname in block capital letters, first name in small letters, and nationality (in brackets).
- T.C.** Names of Technical Commissioners with surname in block capital letters, first name in small letters, and nationality (in brackets).

TEAMS	1	2	3	4	5	6	7	8	9	10	11	12	13	14	15	RES.

- Teams** The name of the visiting team, which is the first to bat, is written in the upper box. The name of the home team is entered in the box below.
- 1, 2, 3, 4 etc.** The number of runs per inning is written in the boxes. Where no runs are scored, a zero "0" should be entered (do not write "-" or leave the box blank). When, in the second half of the final inning, the team that is second to bat is in the lead and does not go to



The Official Score-Sheet

1-7

bat, write “X” in the box (do not write “R” or leave the box blank).

Res. Final result

Heading second sheet

TOURNAMENT:	GAME:	ATTENDANCE:							WEATHER:	NOTES:
CITY:	DATE:									
VISITOR:										
HOME TEAM:										

Tournament Write the name of the competition (Olympic Games, World Cup, Intercontinental Cup, etc.).

Game Game number according to the official schedule.

City City where game takes place.

Date Day, month and year of the game.

Visitor Name of visiting team.

Home team Name of home team.

Attendance Number of official attendance as provided by Technical Commissioner [OBR 9.02(m)]

Weather Short remarks about the weather like ‘sunny’, ‘cloudy’, ‘clear’, ‘windy’, ‘partly cloudy’, ‘raining’, ‘drizzling’

Notes: Write down everything that could help to clarify specific actions of the game, except for disciplinary measures or other events that are not relevant. Note down all plays that might confuse a reader. For example, “FF8” is unusual, but if it really occurred, it should be explained in the notes. Interruptions to the game should also be noted, along with the reasons for such. If there is insufficient space an additional sheet may be attached.

After the headings we shall now look at the main part, which is exactly alike on both sheets.



Lineup (batting order)

			Nº
Pos	PLAYERS		
			1

Write in the top box that spans from Pos to Nº, the name of the team, whose players are listed below.

Pos. Defensive position of players, indicated by numbers 1 to 9. The designated hitter is identified with DH. A pinch hitter is indicated with PH. A pinch runner is indicated with PR.

Always use the left square for the position. Only in case a player enters a game as PH or PR and gets a fielding position afterwards, write the fielding position in the right square.

PLAYERS Surname, in block capital letters, and first name, in small letters. When there is an official roster available, use the names from the roster. The first line is for the starting player and the next two are for substitutes. When more than three lines are necessary for any given position in the lineup, the lines after position nine shall be used. In this case the batting order number must be indicated alongside the additional names.

Nº Players' uniform numbers.

The printed numbers correspond to the batting order lineup. When a team uses a designated hitter, he is listed in the lineup. As the DH bats for the pitcher, the name of the pitcher shall be written in the proper rows below the lineup.

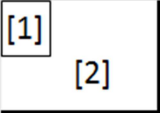


Central section

The central section, which is used to describe all the plays made during the game, is laid out as follows:

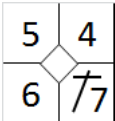
[1] Space for number of the innings.

[2] Space for defense substitutions.

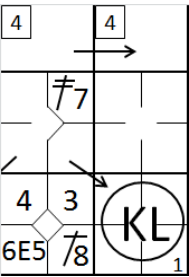
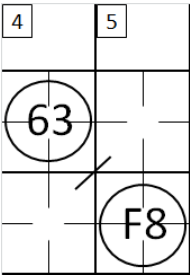


The space [2] should contain the numbers of the defensive positions to indicate the substitutions made in an inning with an exponent (ex. 1¹, 6²). In the event that a number of substitutions are made in the same inning, they should all be separated with a slash '/'.

The various squares building the central section record plays in an counterclockwise direction: the bottom right square records the batter-runner's play for first base, the top right square the play for second base, and so on. The put out of the batter-runner or runner should fill all the available space. As the runner reaches each base, an oblique line should be added to close off the square representing that base. The open area in the centre of the square should be filled in case of (earned) runs (see chapter 5).



When an inning has finished, a diagonal line is inserted after the final batter (see example) to indicate that this is the end of the inning, and that the starting batter of the next inning will be the one after the line.



When more than nine batters take their turn in a single inning, the next column should be used. The number of the inning must be repeated, and an arrow is used to indicate that the inning continues.



AB	6	4	10
R	-	1	1
ER	-	-	-
H	1	1	2
A	2	1	3
E	-	1	1
LOB	3	-	3

For the first inning, only the figures for the first inning are given alongside the abbreviations in the left-hand column.

For subsequent innings, the left-hand column should contain the data for each individual inning, and the right-hand column contains the cumulative totals, inning by inning, which are calculated by adding the numbers from the two previous left-hand columns.

AB	Number of times at bat in the inning. This does not mean Plate Appearances (PA) but times At Bat (AB).
R	Number of runs scored in the inning.
ER	Number of earned runs against the pitcher(s) in the inning.
H	Number of hits in the inning.
A	Number of assists in the inning.
E	Number of errors committed in the inning.
LOB	Number of runners left on base in the inning.

Defense information

DEFENSE				
PO	A	E	DP	IP

ATTENTION: If a fielder plays in several defensive roles during the course of a game, putouts, assists, errors, double or triple plays and innings played must be listed separately for each of the defensive roles taken, and

must obviously be noted on the line corresponding to the role taken.

PO	Number of putouts by each fielder, noted on the line opposite the name.
A	Number of assists by each fielder, noted on the line opposite the name.



- E

Total number of decisive errors and extra base errors committed by each fielder, noted on the line opposite his name.
- DP

Number of times each fielder participated in a double or triple play, noted on the line opposite his name.
- IP

Number of innings played by each fielder, noted on the line opposite his name. When a fielder is substituted or changes position during an inning, the number is calculated according to the number of putouts. The fraction of an inning is indicated with the whole number followed by “.1” if there has been one putout or “.2” if there has been two. Three putouts are equivalent to one inning.

Information on pitchers, assuming they go to bat from the start, is always noted next to their name in the batting order.

At the bottom of each column, after the spaces reserved for pitchers’ fielding performance, is the total of each individual column.

In the case of innings played, the total number of innings played by the team should be noted, not the sum of the columns of innings played by each individual player.

The number of double or triple plays made by the team is marked in the box to the right of the heading “DOUBLE PLAYS”.

DOUBLE PLAYS					



Offense information

OFFENSE																	
PA	AB	R	H	2B	3B	HR	GDP	SH	SF	BB	IBB	HP	IO	SB	CS	K	RBI

PA	Number of times of a player's Plate Appearances.
AB	Number of times At Bat.
R	Number of Runs scored.
H	Total number of hits. ATTENTION: this means all safe hits, not just singles.
2B	Number of two-base hits (doubles).
3B	Number of three-base hits (triples).
HR	Number of four-base hits (Home Runs).
GDP	Number of balls Grounded into Double Play
SH	Number of sacrifice hits.
SF	Number of sacrifice flies.
BB	Total number of Bases on Balls (including Intentional Bases on Balls)
IBB	Total number of Intentional Bases on Balls.
HP	Number of times the batter is hit by the pitched ball.
IO	Number of times the batter reached first base on Interference or Obstruction.
SB	Number of Stolen Bases.
CS	Number of times the runner was Caught Stealing.
K	Number of strikeouts.
RBI	Number of Runs Batted In.

GENERAL NOTE: The above performance statistics are marked on the line next to the name of the player concerned.



Specifically, if a player has played in two fielding positions and is replaced by another player who goes to bat, the batting statistics for the new player should be recorded on the third line of the offense section, next to the name of the new player.

Pitching performance

Next we have a summary table of pitching performance.

Next to the defense section there are spaces for each pitcher’s fielding performance. The defense section is only used if there is a Designated Hitter in the batting order.

T	PITCHERS	W / L / S

The left-hand boxes of the pitchers’ table under the letter “T” are completed as follows:

- in the position column, put “R” or “L” to indicate whether the pitcher is right- or left-handed.
- write the name of the pitchers in full: surname in block capitals and then first name in small letters, in the order in which they pitched.
- next is the column for shirt numbers, the shirt numbers of the pitchers are noted.

The column W / L / S should indicate whether the pitcher is the winning or losing pitcher or gets a save.

Under the heading “PITCHERS” there are six lines, which are used for the starting pitcher and his substitutes.

At the end of the column the totals of each individual column are recorded, even in the event that a single pitcher was used.



BF	AB	R	ER	H	2B	3B	HR	SH	SF	BB	IBB	HP	IO	K	WP	BK

BF	Total number of Batters Faced.
AB	Number of batters officially At Bat against pitcher.
R	Number of Runs allowed.
ER	Number of Earned Runs allowed.
H	Number of Hits allowed. ATTENTION: This includes all safe hits, not just singles.
2B	Number of two-base hits / doubles allowed.
3B	Number of three-base hits / triples allowed.
HR	Number of Home Runs allowed.
SH	Number of Sacrifice Hits allowed.
SF	Number of Sacrifice Flies allowed.
BB	Total number of Bases on Balls allowed (including intentional).
IBB	Separate listing of any Intentional Bases on Balls allowed.
HP	Number of batters Hit by Pitched balls.
IO	Number of batters who reached first base through Interference or Obstruction.
K	Number of strikeouts.
WP	Number of Wild Pitches.
BK	Number of Balks.



Catching performance

To the right of the pitching table there is a section for catchers.

GENERAL NOTE: the numbers corresponding to the statistics given below are noted on the line next to the name of the catcher in question.

The **CATCHERS** column contains the names of the catchers in full: first their surname in block capitals and then their first name in small letters. The first line is for the starting catcher and the following lines are for substitutes.

CATCHERS	PB	SB	CS

The last line of the column contains the totals of each individual column, even in the event that there is just one catcher, or the play is credited to the pitcher.

- PB** Number of Passed Balls
- SB** Number of Stolen Bases allowed
- CS** Number of runners Caught Stealing

Not all Stolen Bases or Caught Stealing are to be credited to the catcher. In case one of these should be credited to the pitcher, we write the pitchers name on line 5-6 of this catchers section and mention the number of SB or CS.

CATCHERS	PB	SB	CS
MADISON Tim		3	1
JONES Peter		1	1
TOTALS		4	2



Score-sheet balance

The figures for AB, SH, SF, BB, HP, IO and R are taken from the totals on the offense table of the team whose sheet it is.

THE BOX SCORE BALANCE

AB	SH	SF	BB	HP	IO	TIE	SUM
<input type="text"/>	+	<input type="text"/>	+	<input type="text"/>	+	<input type="text"/>	= <input type="text"/>
R		LOB		PO			SUM
<input type="text"/>	+	<input type="text"/>	+	<input type="text"/>			= <input type="text"/>

TIE refers to the number of runners that were put on base in case of an extra inning game (TieBreak). How to apply the extra inning rule is explained in appendix 2.

LOB refers to the total number of runners Left On Base of the team whose sheet it is; this should be taken from the relevant box under the column for the final inning of the game.

PO refers to the total number of players Put Out, recorded in the defense statistics of the opposing team.

IMPORTANT: The totals obtained from both test sums should be the same. If not, all of the pertinent figures must be re-examined to find the error.


Completing the tables

Not only the central sections of the score-sheet are completed during the game, but also the offensive and defensive statistics, along with the pitchers' and catchers' performance data, using tally marks in the various boxes, so as to ensure that the totals have all been entered by the end of the game.

This should not be understood as a contradiction to the procedures described in the previous paragraphs, where the word "number" is always used to denote what should be written in the various boxes.

Here is an example of how tally marks should be used:

To indicate one tally mark use |, 2 tally marks ||, 5 tally marks |||||, 8

tally marks  and so on.



Obviously, tally marks should not be used for boxes “IP” (in the defense statistics), or “BF” or “AB” in the pitching statistics. In case boxes are already full with tally marks (as there are more than 10) it is recommended to erase the tally marks and to write the number. Boxes that are not applicable will be kept empty.

As we can take the number of R, H, BB and K out of the score-sheet, it is preferred to put the numbers in the pitching statistics instead of tally marks.

It is recommended to check the tally marks with the inning totals every third inning to ensure that the number of tally marks is still correct. This will help at the end of the game to quickly close the score-sheet. It is recommended though not to think only of the tally marks which are related, but to the game itself: if you lose a tally mark, it can be recovered, but if you lose a play, you miss a part of the game.

Insufficient space on score-sheet

When there is not enough space in the central sections of the score-sheet to record the actions of the game, proceed as follows:

- Take a new score-sheet (1st and/or 2nd page), folding it in such a way that only the central section can be used;
- Fill in the headings to be able to easily identify the game to which it refers;
- Note down in the boxes on the left-hand side of the first column on the additional sheet the totals of the cumulative statistics for AB, R, ER, H, A, E and LOB. These totals can be found on the corresponding sheet of the full score report.

By superimposing the additional sheet (with its edges folded in) on the corresponding filled sheet, continue to record the actions. Obviously, all the other data (offense, defense, pitchers and catchers) can continue to be recorded on the first sheet.





Chapter II

Defense

Putouts - Putting out a batter - Putting out a runner
Double and triple plays - Automatic putouts - Appeal plays
Out by infield fly - Batting out of turn - Assists – Errors





Putouts







According to the “Definition of Terms” of the Official Baseball Rules (OBR): “An *OUT* is one of the three required retirements of an offensive team during its time at bat.” An out is recorded with a circle in which is marked, depending on the dynamics of play, the number or numbers of the positions of fielders who assisted in making the putout and, lastly, that of the fielder who executed the putout. If necessary to mention the play, also add the scoring symbol. Both the assists and the putout are credited to the players in question by means of annotations in the defense boxes of the score report.

According to Rule 9.09(a) of the OBR: “The official scorer shall credit a putout to each fielder who (1) catches a ball that is in flight, whether fair or foul; (2) catches a batted or thrown ball and tags a base to put out a batter or runner, or (3) tags a runner when the runner is off the base to which the runner is entitled.”

Putouts are recorded with a vertical stroke in the “PO” column of the defense record, in the boxes of the fielders to whom they are credited.

DEFENSE				
PO	A	E	DP	IP
I				

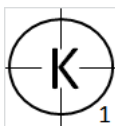
NB:

Five outs are recorded as follows:  not like  or 
Eight outs are recorded as follows:  not like  or 



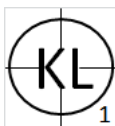
Putting out a batter

A batter can be put out in the following ways:

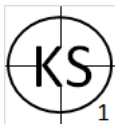


a) Strikeout [OBR 5.09(a)(2)]. A strikeout occurs when “A third strike is legally caught by the catcher; ‘Legally caught’ means in the catcher’s glove before the ball touches the ground”. This is the most common form of strikeout, and

should be recorded with the letter “K” inside the circle that indicates an out.



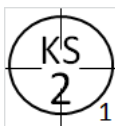
To know whether the batter made a swing to the third strike, or the third strike was called by the umpire (and the batter was "looking"), we add another letter to the "K" to explain this. Therefore we normally don't write just "K" but always "KL" or "KS".



When a batter strikes out, the putout should be credited exclusively to the catcher.

If the catcher, after having dropped the third strike, recovers the ball and tags the batter-runner before he reaches first base, the symbol will be KS2 or KL2.

Besides the putout for the catcher, the strikeout must be recorded in the appropriate boxes for the batter who got struck out, as well as in the boxes in the pitcher section to the appropriate pitcher.



As the strikeout is always credited as a putout to the catcher, the annotation “K.2” is incorrect, unless the third strike is not caught by the catcher and he has to tag the batter to get the out.

NOTE: If the umpire calls “Strike 3”, which occurs when the third strike is not caught or held by the catcher with first base free, or occupied but with two men out, a strikeout is credited to the pitcher and at the same time charged against the batter, even if the batter should become a runner or is put out.



If first base is free, or there are already two out, the batter may try to advance. If the catcher recovers the ball and assists the first baseman by anticipating the arrival of the batter-runner, the putout will be recorded with the notation “KS23” or “KL23”, crediting an assist to the catcher, a putout to the first



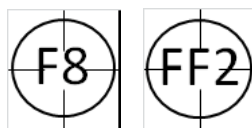
baseman and a strikeout to the pitcher.

In order to be able to tell instantly how many strikeouts have been made by each pitcher, they are numbered consecutively, below and to the right of the putout circle. Each time a pitcher is replaced the numbering is restarted.

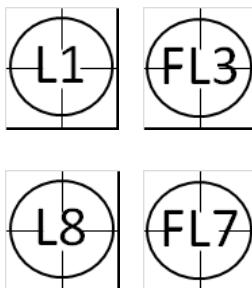
NB: A strikeout should not be confused with a putout proper. Each time a strikeout is made, independently of the putout, it should be credited to the pitcher who pitched it. Only if the strikeout is followed by the batter-runner being put out should an out be credited to the defense. In the most common form of strikeout, recorded as “KS₁” or “KL₁” in the first example, a strikeout is credited to the pitcher and to the batter and a putout to the catcher.

b) Out by fly ball (a batted ball that goes high in the air in flight) [OBR

5.09(a)(1)]. A batter is declared out when *“His fair or foul fly ball (other than a foul tip) is legally caught by a fielder.”* This is recorded with “F.” (the dot represents the fielder who made the putout) if the ball is caught in fair territory, or “FF.” if the ball is caught in foul territory. The base runners may try to advance by leaving their bases after the ball has been touched by a fielder. The examples given show a fly ball caught by the center fielder and a foul fly caught by the catcher.

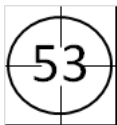


If a line drive (a batted ball that goes sharp and direct from the bat to a fielder without touching the ground) is caught by a fielder, the symbol “L.” (the dot represents the fielder who made the putout) is used if the ball is caught in fair territory, or “FL.” if in foul territory. The examples given show a line drive caught on the fly by the pitcher and the center fielder in fair territory as well as a line drive caught on the fly in foul territory by the first baseman and the left fielder (if a ball is hit into the outfield and does not describe a high trajectory and is taken on the fly by an outfielder, it is not a fly ball and the out must always be registered with an L. or FL. if on foul territory).






A pop fly (or pop-up) is a specific type of fly ball that goes very high while not traveling very far laterally; from the perspective of the fielder, pop-ups seem to come straight down. When a pop fly is caught by a fielder, the symbol "P." (the dot represents the fielder who made the putout) is used if the ball is caught in fair territory or "FP." if caught in foul territory. The examples given show a pop fly caught by the second baseman in fair territory and a pop fly caught by the third baseman in foul territory.



c) Out by ground ball (A batted ball that rolls or bounces close to the ground) [OBR 5.09(a)(10)]. A batter is out when *"After a third strike or after he hits a fair ball, he or first base is tagged before he touches first base."* In the example, after it is

hit the ball is caught by the third baseman, who assists the first baseman retiring the batter-runner.



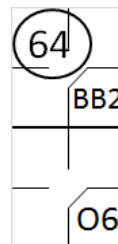
When a ground ball is caught by the first baseman, who tags the base or batter-runner before he succeeds in reaching the base, an unassisted putout is recorded, as noted in the example.



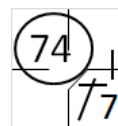
When the batter bunts (batted ball not swung at, but intentionally met with the bat and tapped slowly within the infield) the ball and is put out, and the bunt cannot be considered a sacrifice bunt, we add the letter "B" to know afterwards that it was a bunt. The example shows a bunt fielded by the pitcher who throws to the first baseman for the putout.

Putting out a runner

- a) Any runner is out when *“he or the next base is tagged before he touches the next base, after he has been forced to advance by reason of the batter becoming a runner”* [OBR 5.09(b)(6)]. With first base occupied due to a base on balls, the batter hits a ground ball to the shortstop, who assists the second baseman who catches the ball and tags second base, anticipating the arrival of the forced runner.

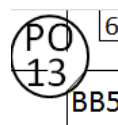


- b) Any runner is out when *he is tagged, when the ball is alive, while off his base”* [OBR 5.09(b)(4)]. With all bases clear, the batter hits a single to left field; after reaching first base he attempts to reach second, but is put out after being tagged by the second baseman, who caught the ball thrown by the left fielder.

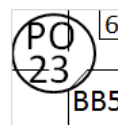


A runner can be tagged in a so called pick-off: to catch (a base runner) off base and put out with a quick throw as from the pitcher or catcher, often to a specified base. The symbol used is PO followed by the fielder who made the assist and the fielder who made the out. In the upper right corner put the number indicating the batting order of the batter in the batter's box.

With a runner on first base and the sixth batter at bat, the pitcher throws to the first baseman, who tags the runner as he attempts to return to the base (pick-off play).



With a runner on first base and the sixth batter at bat, the catcher throws to the first baseman, who tags the runner as he attempts to return to the base (pick-off play).



Double and triple plays

According to the Definition of Terms of the OBR, a double or triple play is “a play by the defense in which two or three offensive players are put out as a result of continuous action, providing there is no error between putouts.”

“The official scorer shall credit participation in a double play or triple play to each fielder who earns a putout or an assist when two or three players are put out between the time a pitch is delivered and the time the ball next becomes dead or is next in possession of the pitcher in a pitching position, unless an error or misplay intervenes between putouts” [OBR 9.11].

DEFENSE					
PO	A	E	DP	IP	
			1		

Consequently, on the score-sheet (“DP” column on the defense side) a participation in a double play or triple play should be credited to every fielder who took part in the play.

IMPORTANT: It should also be borne in mind that an error or misplay (even if not recorded as an error) breaks the double or triple play.

The symbol used is a single circle around the putouts and a line joining the two or three circles.

“The official scorer shall credit a double play or triple play also if an appeal play after the ball is in possession of the pitcher results in an additional putout” [OBR 9.11, Comment].

DOUBLE PLAYS	
--------------	--

The total number of double and/or triple plays earned by each team should be recorded in the square above the pitchers’ defending statistics, to the right of the words “DOUBLE PLAYS”. The totals line under the “DP” column should contain the total number of times each individual fielder participated in a double or triple play.

- a) **Reverse force double play** [OBR Definition of Terms]. “Is one in which the first out is a force play and the second out is made on a runner for whom the force is removed by reason of the first out. Example of reverse force play: runner on first, one out; batter grounds to first baseman, who steps on first base (one out) and throws to second baseman or shortstop for the second out (a tag play)”. After the



hindmost runner is put out, the leading runner or runners are no longer forced to advance and have to be tagged out.

The same symbols are used to indicate this type of double or triple play as for the others.

- b) **Grounded into double play** - This is charged against a batter when the situation on the field meets the following criteria:
- 1. Less than two out.
 - 2. One or more runners forced to advance (or reverse-forced).
 - 3. Ground ball to the infield that results in two or three putouts or that would have done so if it had not been for decisive errors.

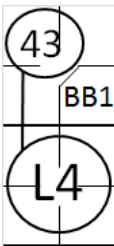
If the double or triple play is a result of ‘*interference of a preceding runner*’ the official scorer will not charge a grounded into double play to the batter’ [OBR 9.02 (a) (17) Comment]

The symbol for grounded into double play is “GDP” written inside the circle that indicates the putout of the same batter, or, in the event that he reached first base, the box for first base. Each time that the initials “GDP” appear on the score report we must charge a “grounded into double play” against the batter in question by recording it in the appropriate column on the offensive team’s sheet.

OFFENSE										
PA	AB	R	H	2B	3B	HR	GD P	SH	SF	BB
							1			

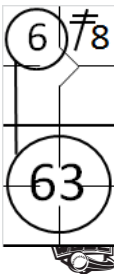
Example 1: With first base occupied, the batter hits a line ball which is caught by the second baseman.

The runner, who had broken away from first base, tries to retouch but is anticipated by an assist from the second baseman.

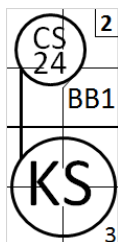


This is a double play but does not count as a GDP against the batter, as it was not a ground ball.

Example 2: With a runner on second base, the batter hits a ground ball to the shortstop, who catches it and tags out the runner attempting to reach third base from second, then throws the ball to first base in time to put out the batter-runner.



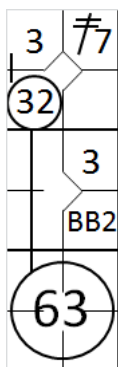
This is not a GDP, since the runner on second base was not forced to advance.



Example 3: First base is occupied and the batter has two strikes against him. On the next pitch, the runner tries to steal second base. The pitch is a third strike, which means the batter is struck out.

The catcher then succeeds in throwing to second base in time to put out the runner.

Clearly, this is not a hit into a double play, although it is a double play, since there was no break between the two outs; in other words, the two outs were made during the course of the same action, without any errors.

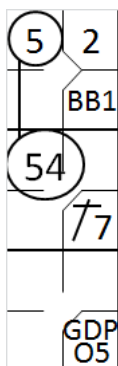


Example 4: With first and second bases occupied, the third batter hits a ground ball to the shortstop, who throws the ball to first base in time to put out the batter-runner.

Both runners advance, and the lead runner continues to run for home plate.

The first baseman throws to home in time to put out the runner.

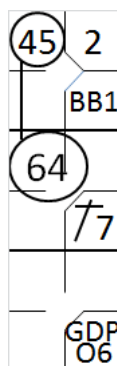
The defense is awarded a double play but not a grounded into double play, because the runner is not forced to advance. A participation should be credited to every fielder who took part in the play.



Example 5.a: With first and second bases occupied, the batter hits a ground ball to the third baseman who puts out the runner who is forced to third base, and completes the double play by assisting the second baseman.

A GDP is charged against the batter-runner, even though he was not put out himself.

Example 5.b: With first and second bases occupied, the batter hits a ground ball to shortstop who assists the second baseman to put



Defense

2-11

out the runner who is forced to second base, and completes the double play by assisting the third baseman for the putout on the lead runner. This is a reverse double play.

Also in this case a GDP is charged against the batter-runner, even though he was not put out himself.

Example 6: With a runner on first base, the batter hits a ground ball which is caught by the shortstop, who throws to second in time to put out the runner.

In turn, the second baseman throws to first and puts out the batter-runner.

The official scorer awards a double play to the team, participation in a double play to the three fielders who took part in the action (shortstop, second baseman, first baseman) and a grounded into double play to the batter.

64	
	BB2
GDP	
43	

Since the column “DP” is used for recording both double and triple plays, when a triple play occurs the NOTES on the score card should state “The DP column for the ... team also includes one triple play”. Batter-runners may also be given a “GDP” for a triple play, and the symbol remains the same.

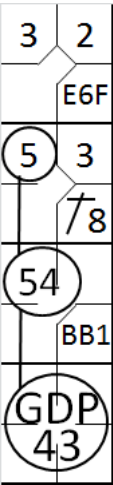
Example 7: Bases are full. The batter hits a line drive which is caught by the third baseman.

The third baseman, after catching it, tags third base and retires the runner who had left third base, then throws to second in time to put out the runner who had left second.

This is not a grounded into double play because it was not a ground ball.

3	2
5	BB1
54	3
	78
	4E3
L5	





Example 8: Bases are loaded. The batter hits a ground ball which is fielded by the third baseman. He tags the base, then throws the ball to the second baseman who catches it, touches the base and throws it to first base for the third out.

A “GDP” is charged against the batter-runner.

DEFENSE					
PO	A	E	DP	IP	Pos
					3
					4
					6

In the case of Example 6, the double play is noted in the defense score report as shown opposite:

- With a vertical stroke in the “PO” column next to the fielders who made the outs;
- With a vertical stroke in the “A” column next to any fielders who assisted;
- With a single vertical stroke in the “DP” column next to the fielders who participated in the double play, regardless of whether they made an out, an assist or both.

In practice, an assist should be credited to the shortstop, an assist and a putout to the second baseman and a putout to the first baseman. Moreover, one participation in a double play should be credited to all three fielders.

A double or triple play is also credited to the team, the total number of such at the end of the game should be reported at that time in the square above the pitchers’ defense statistics, to the right of the words “DOUBLE PLAYS”.



Automatic putouts or Out by Rule (“OBR”)

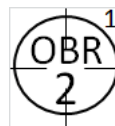
There is a whole series of putouts, considered automatic putouts, listed in the OBR under rule 9.09(b) and (c). We shall go through them all, illustrating them with examples where necessary. The abbreviation “OBR” is used for all such automatic putouts. There are fourteen in total.

In order to clarify the actions that led to an automatic putout, the number of the following list should be noted outside the putout circle at the top of the right side.

Where doubts exist as to the rule that led the umpire to call an out, ask the umpire for clarification at the end of the game (or inning, if possible).

NOTE: Actions may occur on the field of play that are not covered exactly by these 14 rules. In such cases the out should be put down to the most similar rule, and the exact circumstances of the putout may be explained in the notes, if considered necessary (second page of the score-sheet).

1) *Batter called out for an illegally batted ball* [OBR 9.09(b)(2)].



As a reminder, a ball is considered to have been illegally batted when the batter:

- *hits a ball with one or both feet on the ground entirely outside the batter’s box* [OBR 6.03(a)(1)];
- *steps from one batter’s box to the other while the pitcher is in position ready to pitch* [OBR 6.03(a)(3)];
- *uses or attempts to use a bat that, in the umpire’s judgment, has been altered or tampered with in such a way to improve the distance factor or cause an unusual reaction on the baseball* [OBR 6.03(a)(4)]. *A batter shall be deemed to have used or attempted to use an illegal bat if he brings such a bat into the batter’s box* [OBR 6.03(a)(4) Comment]

In case of “OBR” 1, the catcher is credited with the put out, hence the 2.

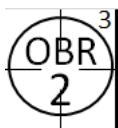


2) **Batter called out for bunting foul for his third strike [OBR 5.09(a)(4), 9.09(b)(3)].** In this case, "OBR KS" should be noted as, according to the OBR, a strikeout should be credited to the pitcher. Clearly, the putout should always be credited to the catcher.

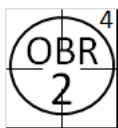
Remember, as it's a strikeout, put always the progressive number of the strikeout.

This rule also governs the case of a batter put out when

- "A third strike is not caught by the catcher when first base is occupied before two are out." (OBR 5.09(a)(3))
- "He attempts to hit a third strike and the ball touches him" [OBR 5.09(a)(6)].
- "With two out, a runner on third base, and two strikes on the batter, the runner attempts to steal home base on a legal pitch and the ball touches the runner in the batter's strike zone". [OBR 5.09(a)(14)]
- "After a third strike he hinders the catcher in his attempt to field the ball" [OBR 6.01(a)(1)]



3) **Batter called out for being touched by his own batted ball.** Note that the batter is only called out if he is touched by the ball while out of the batter's box, before touching a fielder, and in fair territory. Otherwise the umpire calls foul ball. [OBR 5.09(a)(7), 9.09(b)(4)]. And also the batter is out if "after hitting or bunting a ball that continues to move over foul territory, he intentionally deflects the course of the ball in any manner while running to first base" [OBR 5.09(a)(9)] or "After hitting or bunting a fair ball, his bat hits the ball a second time in fair territory [OBR 5.09(a)(8)]".

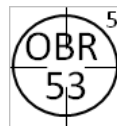


4) **Batter called out for interfering with the catcher [OBR 9.09(b)(5)].** The umpire will call interference if the batter-runner "interferes with the catcher's fielding or throwing by stepping out of the batter's box or making any other movement that hinders the catcher's play at home base" [OBR 6.03(a)(3)].

- 5) ***Batter called out for failing to bat in his proper turn.*** In this case, the batter who has failed to bat in his proper turn is only called out if the opposing team appeals before any further play [OBR 6.03(b), 9.03(d) and 9.09(b)(6)].



EXCEPTION: If the batter who batted out of turn is put out in the course of the action that ensues as a result of his having batted, and the opposing team appeals, as a result of which the proper batter is declared out, the putout is recorded as if it had occurred on the field, and any assists are therefore also noted, in addition to the putout.



- 6) ***Batter called out for refusing to touch first base after receiving a base on balls, after being hit by a pitch or after a catcher's interference.*** [OBR 9.09(b)(7) and 9.14(c)]. When the winning run is scored...*"if, with two out, the batter-runner refuses to advance to and touch first base, the umpire shall disallow the run, call out the offending player, and order the game resumed. If, before two are out, the batter-runner refuses to advance to and touch first base, the run shall count, but the offending player shall be called out."* [OBR 5.08(b) penalty].

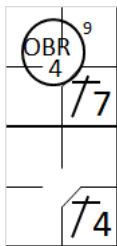


- 7) ***Runner called out for refusing to advance from third base [in the event that he was forced] to home plate [OBR 9.09(b)(8)].*** For rules 7 and 8, OBR rule 5.08(b), Penalty, states: When the winning run is scored..., *"if the runner on third refuses to advance to and touch home base in a reasonable time, the umpire shall disallow the run, call out the offending player and order the game resumed."*

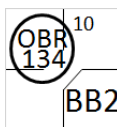


- 8) ***Batter called out on an Infield Fly that is not caught.*** The putout is credited to the fielder who the scorer believes could have made the catch [OBR 5.09(a)(5), 9.09(c)(1)]. Also use OBR 8 in case of rule 5.09(a)(12).

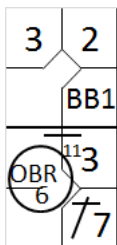




9) **Runner called out for being touched by a fair ball (including an Infield Fly [if not in contact with a base]) [OBR 9.09(c)(2)].** The putout is credited to the fielder nearest the point at which the ball touched the runner. The batter must be credited with a hit even if there are already two out, so long as an Infield Fly is not declared. It should be noted that if the ball has already gone past an infielder (other than the pitcher), the runner is not called out and the ball remains in play [OBR 5.09(b)(7) and 6.01(a)(11)].

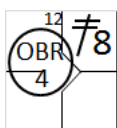


10) **Runner called out for running out of line to avoid being tagged.** The putout is credited to the fielder whom the runner avoided; any assists by other fielders should be recorded as usual [OBR 5.09(b)(1), 9.09(c)(3)]. With a runner on first base, the pitcher drops a ball returned by the catcher after a pitch, and the runner tries to advance to the next base. The pitcher throws to first base, whilst the runner advances to second base and is called out by the umpire for running out of line to avoid the second baseman.



11) **Runner called out for passing another runner.** Credit the putout to the fielder nearest the point of passing [OBR 5.09(b)(9), 9.09(c)(4)].

With first and second bases occupied, the batter makes a hit to the edge of the outfield. The leading runner remains near second base, fearing the ball will be caught on the fly. The runner on first base sets off at great speed and overruns his team-mate just past second base.

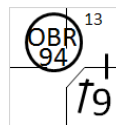


12) **Runner called out for running the bases in reverse order.** Credit the putout to the fielder covering the base the runner left in starting his reverse run [OBR 5.09(b)(10), 9.09(c)(5)].

The runner on second base, with the pitcher ready to pitch, runs towards first base in an attempt to confuse the defense.

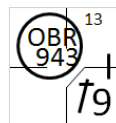
13) **Runner called out for having interfered with a fielder.**

Credit the putout to the fielder with whom the runner interfered, unless the fielder was in the act of throwing the ball when the interference occurred, in which case the official scorer shall credit the putout to the fielder for whom the throw was intended, and shall credit an assist to the fielder whose throw was interfered with [OBR 5.09(b)(3), 6.01(a)(6), 6.01(a)(19), 09.09(c)(6)].



The batter-runner, who hit a single to right field, tries to advance to second base and knocks over the second baseman just as he is about to receive an assist from the outfielder.

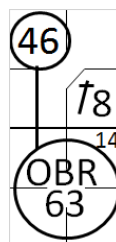
With a runner on first, the batter-runner hits a single to right field, who throws to second base for the out. The advancing runner interferes with the second baseman, who wanted to make a throw to first base. In this case credit an assist to the second baseman and the putout to the first baseman for whom the throw was intended.



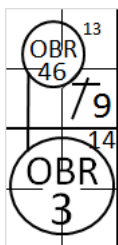
This rule also covers the case where the batter-runner, *in running the last half of the distance from home base to first base, while the ball is being fielded to first base*, runs off-course and in doing so interferes with a fielder [OBR 5.09(a)(11)].

14) **Batter-runner called out because of interference by a preceding runner.** *Credit the putout to the first baseman. If the fielder interfered with was in the act of throwing the ball, credit him with an assist [OBR 5.09(a)(13), 6.01(a)(7), 9.09(c)(7)].*

With a ground ball to second base, the second baseman assists the shortstop to put out the runner. When the shortstop is in the act of throwing to complete the double play, he is interfered by the runner. The umpire calls out the batter-runner for interference by the preceding runner. Credit an assist to shortstop, even though he actually didn't throw to first base.



It is possible for automatic putouts 13 and 14 to occur in the course of the same action, as can be seen in the following example:



With less than two out and a runner on first base, the batter hits to the second baseman who catches the ball in time to score a double play. As he waits to assist the shortstop, who has gone to cover second base, he is knocked over by the runner. The umpire calls out both runners for interference.

This is a double play, although no grounded into double play is charged to the batter, since the action was not completed, and consequently there can be no certainty that a double play would in fact have occurred.

The official scorer should not charge a batter with grounding into a double play if the batter-runner is called out due to interference by a preceding runner [OBR 9.02(a)(17) Comment].

Appeal plays

According to the Definition of Terms of the OBR, *an appeal is the act of a fielder in claiming violation of the rules by the offensive team*. Such violations include:

- Batting out of turn (this will be discussed in its own chapter) [OBR 6.03(b)];
- Runner fails to retouch his original base after a fly ball is caught [OBR 5.09(c)(1)];
- Runner fails to touch each base while advancing or returning to a base [OBR 5.09(c)(2)].

An appeal play may be requested by the defense in two different ways:

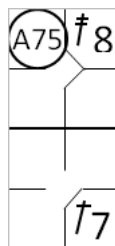
- a) **During the course of the action in question.** In this case it is enough for the fielder covering the base that is the object of the appeal to tag it, once he is in possession of the ball. The official scorer should transcribe the action exactly as it occurred.
- b) **After the action has been completed and before any further play.** In this case the pitcher, once he has regained possession of the ball and is back on his mound, must leave his position and pass the ball to the fielder covering the base that is the object of the appeal. Once that fielder has the ball, he must tag the base and address the umpire requesting an appeal play. In the event that more than one runner has passed through that base, the fielder making the appeal must indicate clearly against which runner he is making the appeal and for what reason. Otherwise the appeal will not be accepted. At this point the umpire must give his judgment.

If a putout results from an appeal play within the natural course of play, the official scorer shall give assists to each fielder, except the fielder making the putout, whose action led to the putout. If a putout results from an appeal play initiated by the pitcher throwing to a fielder after the previous play has ended, the official scorer shall credit the pitcher, and only the pitcher, with an assist [OBR 9.10(a)(1) Comment].

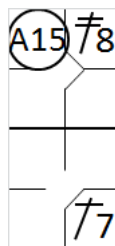


Runner on second base. The batter hits a single and the runner scores after having failed to touch third base.

Example 9: The left fielder catches the ball and throws it to the third baseman, who tags the base in a natural course of the play. An assist should be credited to the left fielder and a putout to the third baseman.



Example 10: starts with the same initial situation. After the action has been completed, the pitcher walks out onto his mound then leaves it, throws the ball to the fielder on third who tags the base and makes an appeal. There is a putout for the third baseman, an assist must be credited to the pitcher.



If there are several motives for appeal because several players have failed to touch base, or failed to tag up for a fly ball, several appeal plays may be made. The defense must, however, always make the appeal play on the correct base and the correct runner, since if the defense appeals in error it may not make any further appeals against the same base or the same runner.

It should be noted that an appeal is not interpreted as a play or attempted play, which is why it is perfectly legal to make several appeals in succession.

NOTE: If the Official Scorer notices during the course of an action that a runner has committed a violation that could form the basis of an appeal, it is a good idea to wait for the first pitch to the next batter before recording the action, as he could find that he has to erase what he has just written. It should also be remembered that neither the Umpire nor the Official Scorer should call the attention of the defense to any suspected violation by a runner.

It must be the defensive team's own initiative to make an appeal play. If no appeal is made before the first pitch is made to the following batter, the violation is ignored.



Appeal plays against batters who have hit doubles, triples or home runs

Rule 5.08(a) of the OBR, "HOW A TEAM SCORES", states: **EXCEPTION:** A run is not scored if the runner advances to home base during a play in which the third out is made

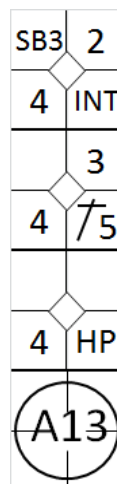
- (1) by the batter-runner before he touches first base;
- (2) by any runner being forced out; or
- (3) by a preceding runner who is declared out because he failed to touch one of the bases.

Example 11: With one out and bases loaded, the fourth batter hits a home run.

Before the pitcher makes his pitch to the new batter, he throws the ball to the first baseman who makes an appeal on first base on the grounds that the batter-runner missed first base.

The appeal is sustained by the umpire and the batter is called out.

In consequence of the appeal play the run scored by the batter who hit the home run is disallowed, but the others, remain valid, along with the advances.

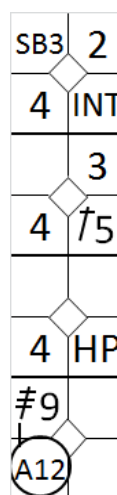


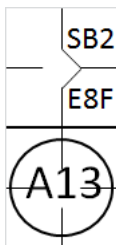
Example 12: With one out and bases loaded, the fourth batter hits a home run. The appeal play now is made on home plate.

The appeal is sustained and the batter-runner is called out on home plate.

As a consequence of the appeal, the run scored by the batter who hit a home run is disallowed and he is credited with a triple.

The other three, remain valid.





Example 13: With two out and a runner on second base, the batter hits a home run. While running the bases, the batter-runner misses first base. The home plate umpire gives the new ball to the pitcher and before the first pitch is made to the next batter, the defending team appeals against the batter-runner from first base.

The appeal is sustained and the batter-runner is called out on first base. The run scored by the runner who was on second base is therefore disallowed.

IMPORTANT: In the event that there are two men out and the hitter of the home run with runners on base is called out on appeal for having failed to touch a base other than first, the umpire shall allow the runs scored by those runners who touched the home plate before the batter reached the base that was the subject of the appeal. The opinion of the scorer in assigning runs should always be subordinate to that of the umpires.

NOTE: If the hitter of the home run is called out on appeal for having failed to touch second or third base, he is credited with either a single or a double.

In the final analysis it must be stated that when a batter, after having made a safe hit, is called out for having failed to touch a base, the last base he legally touched will determine the value of the hit that is recognized.

Thus, if he is called out for having failed to touch home plate, he will be credited with a triple; if he failed to touch third, a double; second, a single; if he failed to touch first he is called out and is not credited with a hit.

Defense

2-23

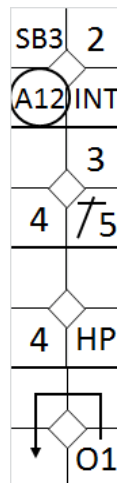
Example 14: With none or one out and bases loaded the batter hits the ball out of the park.

In the manner provided by the OBR, the defense appeals against the runner who was on third base for having failed to touch the home plate.

The appeal is sustained and as a consequence the first run scored is disallowed and the runner who had advanced is called out.

As a consequence of this appeal play three runs are scored, all batted in by the batter who hit the home run. The runners' advances are all legal.

The consequences are similar when, with less than two out, any runner, with bases loaded, is called out on appeal for having missed one of the bases after the one where he started.



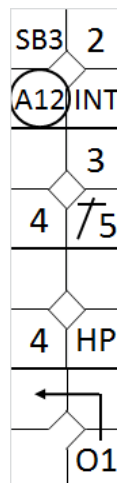
NOTE to examples 14 and 15: If a runner fails to touch a base to which he has not been forced to advance, in the event that an appeal is sustained, the batter shall be credited with the value of the base hit scored, it being understood that the runner is out in any case.

As regards the case given in the example, in application of rule 9.05(b)(2) of the OBR, which states: *"The official scorer shall not credit a base hit when ... a batter apparently hits safely and a runner who is forced to advance by reason of the batter becoming a runner fails to touch the first base to which such runner is advancing and is called out on appeal,"* score a putout for the runner and a fielder's choice (occupied ball) for the batter-runner.

Example 15: With one out and bases loaded, the fourth batter hits a triple.

The defense appeals against the runner who was on third base, for having failed to touch home plate. The appeal is sustained, the first run scored is disallowed, and the lead runner is called out.

As a consequence of this appeal play, the number of runs scored is reduced to two, both of which were batted in by the batter who hit the triple. The advances made by the runners are all legal.



The action of the batter-runner is scored as a fielder's choice (O1), according to the provisions of rule 9.05(b)(2) of the OBR. It is worth noting that if any of the other runners had been put out it would have had the same effect on the batter-runner.

SB3	2
4	INT
	SB3
4	†5
4	
A92	HP
O9	†9

Example 16: With one out and bases loaded, the fourth batter hits a triple.

The defense appeals against the runner who started from first base, for having failed to touch home plate. The appeal is sustained and in consequence the final run scored is disallowed and the runner against whom the appeal was made is called out.

The effect of this appeal play is that the number of runs scored is reduced to two, both of which were batted in by the batter who hit the triple. The advances made by the runners are all legal.

The action of the batter-runner is recorded as a two-base hit, and an fielder's choice to indicate that he reached third base [OBR rule 9.06(b) Comment].

2	
3	INT
A15	3
	†8
	O1
	†7

Example 17: With two out and runners on first and third, the batter hits a double, as a result of which both runners score.

Before the next pitch is thrown, the pitcher throws the ball to the third baseman and the defense appeals that the second runner has missed third base. The appeal is sustained and as a consequence the runner is called out.

Only the first run, which was batted in, is allowed, and the batter-runner is credited with a single.

A fielder's choice is written to indicate that he reached second base.

Defense

2-25

Example 18: With two out and bases full, the batter hits a home run.

Before the runner who was on first base can touch third, he is overtaken by the batter-runner, who is called out by virtue of rule 5.09(b)(9) of the OBR.

Two runs are nevertheless scored: the runner from first base is deemed to have reached second safely and the batter-runner is credited with a double and an automatic putout.

SB3	2
4	INT
	SB3
4	75
	4
	HP
<div><div>11</div><div>OBR</div><div>5</div></div>	78

Example 19: if, however, the batter-runner is called out before the second runner touches home plate, only one run is scored, as the second run would have been scored after the third putout.

SB3	2
4	INT
4	SB3
	75
	4
	HP
<div><div>11</div><div>OBR</div><div>5</div></div>	78



Out by infield fly

An infield fly [OBR Definition of Terms] *“is a fair fly ball (not including a line drive nor an attempted bunt) which can be caught by an infielder with ordinary effort, when first and second, or first, second and third bases are occupied, before two are out. The pitcher, catcher and any outfielder who stations himself in the infield on the play shall be considered infielders for the purpose of this rule.*

When it seems apparent that a batted ball will be an Infield Fly, the umpire shall immediately declare ‘Infield Fly’ for the benefit of the runners. If the ball is near the baselines, the umpire shall declare ‘Infield Fly, if fair’.

If interference is called during an infield fly, the ball remains alive until it is determined whether the ball is fair or foul. If fair, both the runner who interfered with the fielder and the batter are out. If foul, even if caught, the runner is out and the batter returns to bat.”

When the umpire declares an infield fly, the batter is put out in the instant the umpire makes his call, regardless of whether or not the ball is caught on the fly.

The aim of this rule is to avoid penalizing the offensive team by preventing fielders from intentionally dropping the ball in order to make a double play on runners forced to advance.

The batter is out the moment the umpire calls an infield fly, but the ball remains alive and in play, the runners are no longer forced to advance, except at their own risk.

As we have seen in the section on automatic putouts, when the defense fails to catch the ball on the fly, we use the abbreviation “OBR” followed by the number of the fielder who, in the Official Scorer’s opinion, could have made the catch, with the number 8 of the rule outside the circle.



When, on the other hand, the defense does catch the ball, we use the abbreviation “IF” followed by the number of the fielder who makes the catch, without the number of the rule, since the putout is made on a catch, not by rule. The abbreviation “IF” is used rather than “F” to show that the umpire made the call “infield fly” or “infield fly if fair” while the ball was still in the air.

With reference to the infield fly, it is worth noting the following interesting cases:

- *If a runner is touching his base when touched by an Infield Fly, he is not out, although the batter is out [OBR 5.09(b)(7)].*
- *If a runner is touched by an Infield Fly when he is not touching his base, both runner and batter are out [OBR 5.09(b)(7)] and the ball is dead.*

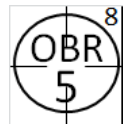
If a declared Infield Fly falls untouched to the ground in foul territory and bounces fair before passing first or third base, it is an Infield Fly.

The examples show how events are recorded differently depending on whether the ball falls untouched or is caught.

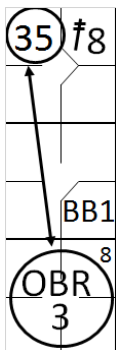
Example 20: With bases loaded and one out, the batter hits a high ball to shortstop, which the umpire declares ‘infield fly’. The fly ball is caught by the shortstop.



Example 21: With bases loaded and one out, the batter hits a high ball to third, which the umpire declares “Infield fly if fair”. As it falls, the ball hits the runner touching third base.



The batter is declared out under “Out By Rule” rule 8, and the putout is credited to the third baseman. The runner who was hit is not out, and remains on the same base.

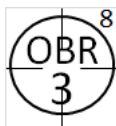


Example 22: With first and second bases occupied the batter hits a high ball along the line between first base and home plate, and the umpire therefore declares “Infield fly if fair”; the first baseman goes for the ball but fails to catch it.

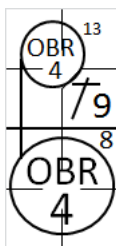
The runner on second base, seeing the bad play, tries to advance to third base, but the first baseman recovers the ball and assists the third baseman in a putout. The batter is automatically put out under ‘Out By Rule’ 8 [9.09(c)(1)] (Infield Fly), while the runner is tagged out.

No error is charged against the first baseman as there were no negative consequences. Score a putout by Infield Fly to the batter, an assist to the first baseman and a putout to both the first baseman and the third baseman.

This is not a double play, as the continuity of action between the two putouts was interrupted by the misplay. This is recorded in the notes of the score-sheet.

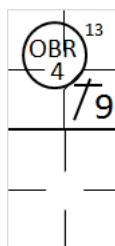


Example 23: With first and second bases occupied and one out, the batter hits a fly ball along the line between first base and home plate, and the umpire therefore calls “Infield fly if fair”; the ball lands in foul territory and bounces fair before being touched by a fielder: charge a putout by infield fly to the batter and credit a putout to the fielder nearest the ball (in this case the first baseman).



*If interference is called during an infield fly, the ball remains alive until it is determined whether the ball is fair or foul. **Example 24:** If fair, both the runner who interfered with the fielder and the batter are out. [OBR Definition of Terms]*

Example 25: If foul, even if caught, the runner is out and the batter returns to bat. [OBR Definition of Terms]



Example 26: With first and second bases occupied and one out, the batter hits a fly ball along the line between third base and home plate, and the umpire therefore calls “Infield fly if fair”; the ball lands in fair territory and bounces foul before being touched by a fielder. This is considered a foul ball, and consequently the batter is not out, he is charged with a further strike (except if he already has two) and returns to bat.

An error is charged to the fielder who was in the best position to catch the ball.

NOTE: As “Out By Rule” rule 8 is an automatic putout, even if it is governed by rule 5.09(a)(12) of the OBR, it is applied when all of the conditions provided by the rule and the note are true, namely:

- Less than two out;
- Runners on first base, first and second, first and third, or first, second and third;
- The batter hits a line drive or fly ball;
- A fielder drops the ball after having touched it;
- The umpire, judging the fielder’s action to be deliberate, declares the batter-runner out.

ATTENTION: If this rule is applied the ball is dead, unlike in the case of an infield fly.



Batting out of turn

When a batter fails to step up to the plate and another batter in the batting order completes his turn at bat, this batter is batting out of turn, and the opposing team is entitled to appeal. It should be noted that if the opposing team fails to appeal, the improper batter becomes a proper batter and the results of his time at bat become legal [OBR 6.03(b)].

Each time an improper batter appears in the batter's box, the following consequences are possible:

- No one notices, in which case, regardless of the outcome of the turn at bat, after a play, an attempted play or the first pitch is made to the next batter, the improper batter becomes the proper batter.
- The offensive team realizes the error while the improper batter is in the batter's box, and therefore sends the proper batter to take his place [OBR 6.03(b)(2)].
- After the improper batter has completed his turn at bat, the opposing team appeals before the first pitch is made to the next batter; the proper batter is declared out and the next batter is the batter whose name follows that of the proper batter who has been called out [OBR 6.03(b)(3)].

Batting out of turn is noted on the score report with "OBR - 5" in the case that the appeal is sustained and "LT" (Lost Turn) in the event that the incident went unnoticed.

It should be noted that, regardless of the outcome of the improper batter's turn at bat, the scorer should await any further developments before recording the action on the score report, as it is impossible to know until that point who will be considered the proper batter.

NOTE: In the event that the umpire or official scorer realizes that an improper batter is in the batter's box, they should in no case call the attention of the defense to this fact; it is up to the defensive team to realize the error and act in consequence.



We shall now look at the various situations of batting out of turn and their consequences:

- a) **Improper batter who becomes a runner.** If an improper batter becomes a runner and, after an appeal by the opposing team, the proper batter is called out, the proper batter is credited with a turn at bat, the putout is credited to the catcher, and all other actions that occurred after the improper batter advanced to first base are ignored;
- b) **Improper batter who is put out.** If an improper batter is put out and as a result of the appeal play by the opposing team the proper batter is also declared out, the proper batter is credited with a turn at bat, and the putout and any assists are credited to the fielders who made the putout during the action that was nullified by the appeal;
- c) **Improper batter who has not been put out or who has not yet batted.** If an improper batter is in the batter's box and, before he completes his turn at bat, the offensive team realizes the error or the defense appeals, the proper batter shall take his place and inherits the ball and strike count already accumulated by the improper batter;
- d) **Improper batter who becomes a runner or who is put out, and appeal made after the first pitch to the next batter.**
If an improper batter becomes a runner or is put out, and the defense does not make its appeal until after the first pitch has been made to the next batter, the appeal is rejected, the improper batter becomes the proper batter and the results of his turn at bat become legal.

NOTE: If, while an improper batter is in the batter's box, a runner advances on a stolen base, balk, wild pitch, passed ball or fielding error, his advance is legal; it will not therefore be annulled by the results of any ensuing appeals.



The next batter after an out-of-turn batter is determined by the following two criteria:

- When the proper batter has been put out because he failed to bat in his proper turn, the next batter is the batter immediately after him in the batting order.
- When an improper batter becomes the proper batter as a result of no appeal play having been made, or an appeal being made late, the next batter is the batter whose name follows that of the formerly improper batter, who is now the proper batter. It can be seen, therefore, that when the actions of the improper batter are legalized, the batting order resumes, omitting not only the batter who failed to bat in his proper turn, but also all the other batters who appear in the line-up between him and the now proper batter.

NOTE: If, after one or more uncontested irregular turns at bat, the batter who should go to bat is on base, he skips a turn at bat and the next batter in the batting order becomes the proper batter.

To illustrate the various situations that can arise from batting out of turn, let us assume a batting order as follows:

1 Abel	4 Daniel	7 George
2 Baker	5 Edward	8 Hooker
3 Charles	6 Frank	9 Irwin



Example 27: Abel is the proper batter, but Baker goes to bat and is put out by the first baseman on an assist by the shortstop.

The defense appeals before the first pitch is made to the next batter and the umpire declares Abel out. Baker returns to bat as the next batter after Abel.

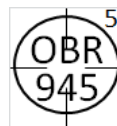
Score a turn at bat to Abel and an automatic putout under rule 5. The shortstop is given an assist and the first baseman a putout.



Defense

2-33

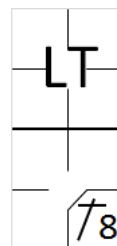
Example 28: Frank is the proper batter, but Hooker goes to the plate and hits a double to the right field. He is put out attempting to advance to third base by the third baseman, assisted by the right fielder and second baseman.



The defense appeals before the first pitch is made to the next batter and the umpire calls Frank out. George goes to bat as the next batter after Frank. Score a turn at bat to Frank and an automatic putout under rule 5.

Credit the second baseman and right fielder with assists and the third baseman with a putout.

Example 29: Daniel is the proper batter, but Edward goes to bat and hits a single.



Frank then goes to bat and with the count at one ball and one strike the defense appeals.

As the defense appealed after the first pitch was made to the next batter, the umpire rejects the appeal. Frank became the proper batter once the first pitch was made to him.

Score a "LT" (Lost Turn) to Daniel with no turn at bat or plate appearance, and credit Edward with the hit.

Example 30: Frank is the proper batter, but Hooker goes to bat and reaches second base on an error by the right fielder.



The defense appeals before the first pitch is made to the next batter and the umpire declares Frank out.

George goes to bat as the next batter after Frank. Score a turn at bat to Frank and an automatic putout under rule 5. The putout is credited to the catcher and the error committed by the right fielder is ignored. After George, Hooker will bat at his proper turn at bat.



Example 31: Irwin is the regular batter, but Abel goes to bat. With the count at two balls and one strike the offensive team realizes their error and informs the umpire. Irwin takes his place in the batter's box and inherits the count of two balls and one strike. As the offensive team noticed the error before the end of the turn at bat the situation returns to normal and the subsequent action is completely transparent in terms of the score report.

LT	KL	1
LT	KS	1
BB1	LT	
LT		
LT		
LT		
LT		
LT		
LT		

Example 32: Charles, as the regular batter, takes his turn at bat and reaches first base on a base on balls. Abel (irregular batter) and Baker go to bat and are both struck out. Once the first pitch had been made to Baker, Abel's situation became legal. At this point Charles should have gone to bat, but since he is still on first base he is passed over and Daniel becomes the regular batter.

Assists

An assist is a statistic credited to a fielder whose action contributes to a batter-runner or runner being put out [OBR 9.10].

An assist shall be credited to each fielder who:

- *Throws or deflects a batted or thrown ball in such a way that a putout results, or would have resulted except for a subsequent error by any fielder. Only one assist and no more shall be credited to each fielder who throws or deflects the ball in a run-down play that results in a putout, or would have resulted in a putout, except for a subsequent error [OBR 9.10(a)(1)];*

Comment: *Mere ineffective contact with the ball shall not be considered an assist. ‘Deflect’ shall mean to slow down or change the direction of the ball and thereby effectively assist in putting out a batter or runner. If a putout results from an appeal play within the natural course of play, the official scorer shall give assists to each fielder, except the fielder making the putout, whose action led to the putout. If a putout results from an appeal play initiated by the pitcher throwing to a fielder after the previous play has ended, the official scorer shall credit the pitcher, and only the pitcher, with an assist [OBR 9.10(a)(1) Comment].*

- *Throws or deflects the ball during a play that results in a runner being called out for interference, or for running out of line [OBR 9.10(a)(2)];*

The assist should be recorded with a vertical stroke in column ‘A’ of the defense, in correspondence with the position in defense of the respective fielder.

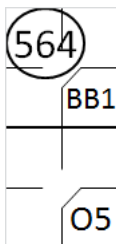
DEFENSE					
PO	A	E	DP	IP	Pos
					4
					3

The same fielder may nevertheless be credited with an assist and a putout, or an assist and an error.



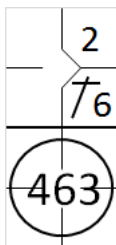
Do not credit an assist to [OBR 9.10(b)(1), (2), (3)]:

- *the pitcher on a strikeout, unless the pitcher fields an uncaught third strike and makes a throw that results in a putout;*
- *the pitcher, when, as the result of a legal pitch received by the catcher, a runner is put out, as when the catcher picks a runner off base, throws out a runner trying to steal, or tags a runner trying to score; or*
- *a fielder whose wild throw permits a runner to advance, even though the runner subsequently is put out as a result of continuous play.*
- *A play that follows a misplay (whether or not the misplay is an error) is a new play, and the fielder making any misplay shall not be credited with an assist unless such fielder takes part in the new play.*



Example 33: With a runner on first base the batter hits a ground ball to the third baseman, who deflects the ball towards the shortstop, who catches it and throws to second in time to put out the runner.

Credit assists to both the third baseman and the shortstop, and a putout to the second baseman.



Example 34: With a runner on first base, the batter hits a ground ball to the second baseman, who throws to the shortstop too late to put out the runner.

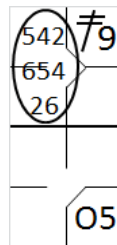
The shortstop throws to the first baseman who puts out the batter-runner.

Credit assists to both the second baseman and the shortstop and a putout to the first baseman.

Defense

2-37

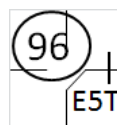
Example 35: With a runner on second base the batter hits a ground ball to the third baseman, who catches the ball and throws it to second, catching the runner off base.



This leads to a rundown play.

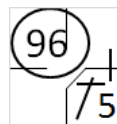
The ball is passed from one fielder to another (third baseman, second baseman, catcher, shortstop, third baseman, second baseman, catcher) until the shortstop makes a putout. Write the complete rundown on the score-sheet but credit only one assist to the third baseman, the second baseman, the shortstop and the catcher and a putout to the shortstop.

Example 36: The batter hits a ground ball to the third baseman, who catches it in time to put him out at first base, but throws wild to the first base.



The batter-runner advances towards second base but is put out by the shortstop assisted by the right fielder, who caught the ball thrown by the third baseman. Charge an error to the third baseman, an assist to the right fielder and a putout to the shortstop.

Example 37: The batter hits a slow ground ball towards the third baseman, who catches it too late to put him out at first base, but throws in any case, muffing the throw.



The batter-runner continues towards second base but is put out by the shortstop, assisted by a throw from the right fielder, who caught the ball thrown by the third baseman. Credit an assist to the right fielder and a putout to the shortstop.

Example 38: The batter is struck out but on the third strike the catcher fails to catch the ball, which bounces against the protective barriers behind him and back onto the field.



The pitcher catches the ball and assists the first baseman in a putout. Credit an assist to the pitcher and a putout to the first baseman.





Example 39: The batter hits a difficult high ball between second base and the right fielder. The second baseman runs back and, jumping to make the putout, deflects the ball with his glove but fails to catch it. Before the ball lands the right fielder catches it and makes the putout. Credit an assist to the second baseman and a putout to the right fielder. Or



Example 40: The batter hits an easy high ball between second base and the right fielder. The second baseman tries to make the putout but merely deflects the ball with his glove. Before the ball lands the right fielder catches it and makes the putout. Credit an assist to second base and a putout to the right fielder. The action of the second baseman should be considered a misplay but not charged as an error, as the out is made.



Example 41: The batter hits an easy ground ball towards third base, who deflects the ball but fails to catch it. It is caught by the shortstop who throws to first base in time to make the putout. Credit an assist to the shortstop and a putout to the first baseman. No assist is credited to the third baseman.

Errors

Before we launch into an explanation of what is meant by an error, it should be noted that, as with a safe hit, an error is always linked with the judgment of the official scorer. We shall deal with this issue at greater length when we discuss hits.

An error is a statistic charged against a fielder whose action has assisted the team on offense [OBR 9.12].

According to rule 9.12(a) of the OBR, *The official scorer shall charge an error against any fielder whose misplay (fumble, muff or wild throw) prolongs the time at bat of a batter, prolongs the presence on the bases of a runner, or permits a runner to advance one or more bases, unless in the judgment of the official scorer, such fielder deliberately permits a foul fly to fall safe with a runner on third base before two are out in order that the runner on third shall not score after the catch.*

Comment: *Slow handling of the ball that does not involve mechanical misplay shall not be construed as an error. For example, the official scorer shall not charge a fielder with an error if such fielder fields a ground ball cleanly but does not throw to first base in time to retire the batter.*

*It is not necessary that the fielder touch the ball to be charged with an error. If a ground ball goes through a fielder's legs or a fly ball falls untouched and, in the scorer's judgment, the fielder could have handled the ball with **ordinary effort**, the official scorer shall charge such fielder with an error. For example, the official scorer shall charge an infielder with an error when a ground ball passes to either side of such infielder if, in the official scorer's judgment, a fielder at that position making ordinary effort would have fielded such ground ball and retired a runner. The official scorer shall charge an outfielder with an error if such outfielder allows a fly ball to drop to the ground if, in the official scorer's judgment, an outfielder at that position making **ordinary effort** would have caught such fly ball.*

If a throw is low, wide or high, or strikes the ground, and a runner reaches base who otherwise would have been put out by such throw, the official scorer shall charge the player making the throw with an error.



The official scorer shall not score mental mistakes or misjudgments as errors unless a specific rule prescribes otherwise.

A fielder's mental mistake that leads to a physical misplay—such as throwing the ball into the stands or rolling the ball to the pitcher's mound, mistakenly believing there to be three outs, and thereby allowing a runner or runners to advance—shall not be considered a mental mistake for purposes of this rule and the official scorer shall charge a fielder committing such a mistake with an error.

The official scorer shall not charge an error if the pitcher fails to cover first base on a play, thereby allowing a batter-runner to reach first base safely. The official scorer shall not charge an error to a fielder who incorrectly throws to the wrong base on a play.

The official scorer shall charge an error to a fielder who causes another fielder to misplay a ball—for example, by knocking the ball out of the other fielder's glove. On such a play, when the official scorer charges an error to the interfering fielder, the official scorer shall not charge an error to the fielder with whom the other fielder interfered.

To clarify what is stated in the rules, we could summarize by saying that an error is charged whenever a misplay by the defense benefits the opposing team.

DEFENSE					
PO	A	E	DP	IP	
		I			

Errors are recorded with a vertical stroke in column “E” of the defense sheet, in the box corresponding to the fielder who committed them.

ATTENTION: All errors must be recorded (both “E” and “e”).

Each kind of error covered by the rules can be classed as either:

- A decisive error;
- An extra-base error.



Decisive errors

A decisive error is one that prolongs the life of an offensive player. In other words, a decisive error is charged only when we are certain that the defense would have scored a putout if it had not been committed.

This type of error is recorded on the score-sheet with an “E” followed by the symbol for the fielder who committed the error, and, if applicable, proceeded by the fielders who made assists.

There are different ways of recording a decisive error:

- Error fielding a ground ball E.
- Error fielding a thrown ball _E.
- Throwing error E.T
- Error on fly E.F
- Error on line drive E.L
- Error on pop fly E.P

Extra base errors

Extra base errors are errors that enable one or more offensive players to advance one or more bases. These errors, had they not been committed, would not have led to a putout but would have prevented any further advances. Such errors are recorded on the score report with a lower-case “e” followed by the symbol for the fielder who made the misplay. No assists are credited with this type of error.

There are two ways of recording an extra base error:

- Catching error e.
- Throwing error e.T

According to rule 9.12 of the OBR, an error (one error whenever any of the following actions is observed) should be charged against any fielder:

- *When he muffs a foul fly to prolong the time at bat of a batter whether the batter subsequently reaches first base or is put out [OBR 9.12(a)(2)]*
Decisive error.



- *When he catches a thrown ball or a ground ball in time to put out the batter-runner or any runner on a force play and fails to tag the base or the batter-runner / runner [OBR 9.12(a)(3), (4)]* **Decisive error.**
- *Whose wild throw permits a runner to reach a base safely, when in the scorer's judgment a good throw would have put out the runner, unless such wild throw is made attempting to prevent a stolen base [OBR 9.12(a)(5)]* **Decisive error.**
- *Whose wild throw in attempting to prevent a runner's advance permits that runner or any other runner to advance one or more bases beyond the base such runner would have reached had the throw not been wild [OBR 9.12(a)(6)]* **Extra base error.**
- *Whose throw takes an unnatural bounce, touches a base or the pitcher's plate, or touches a runner, a fielder or an umpire, thereby permitting any runner to advance [OBR 9.12(a)(7)]* **Decisive error or extra base error.**

Comment: *The official scorer shall apply this rule even when it appears to be an injustice to a fielder whose throw was accurate. For example, the official scorer shall charge an error to an outfielder whose accurate throw to second base hits the base and caroms back into the outfield, thereby permitting a runner or runners to advance because every base advanced by a runner must be accounted for.*

- *Whose failure to stop, or try to stop, an accurately thrown ball permits a runner to advance, so long as there was occasion for the throw. If such throw was made to second base, the official scorer shall determine whether it was the duty of the second baseman or the shortstop to stop the ball, and an error shall be charged to the negligent player [OBR 9.12(a)(8)]* **Decisive error or extra base error.**

NOTE: The Official Scorer may, if he deems it necessary, ask the team coach who should have covered the base in any given play.

Comment: *If in the official scorer's judgment there was no occasion for the throw, the official scorer shall charge an error to the fielder who threw the ball* **Extra base error.**



- *When an umpire awards the batter or any runner or runners one or more bases because of interference or obstruction, the official scorer shall charge the fielder who committed the interference or obstruction with one error, no matter how many bases the batter, or runner or runners, may advance [OBR 9.12(c)] **Decisive error or extra base error.***

Comment: *The official scorer shall not charge an error if obstruction does not change the course of play, in the opinion of the scorer.*

IMPORTANT: *The official scorer shall charge only one error on any wild throw, regardless of the number of bases advanced by one or more runners [OBR 9.12(b)].*

NOTE 1: In a rundown play it is preferable always to score a decisive error, because if the rundown is executed correctly, it is almost impossible for the runner not to be put out, as long as, in the official scorer's judgment, the runner was not able to avoid being put out. Clearly, this applies to a decisive error in a rundown play, not any other types of action.

NOTE 2: Where a fielder interferes with the play of another fielder, thereby causing the error, an error should be charged to the fielder who obstructs the play.

NOTE 3: If an error leads to an advance of more than one base, the first shall be recorded as described above. The other bases are noted with an arrow leading from the base reached on the error and ending at the base where the runner came to rest.



Interference and obstruction

When an umpire awards the batter or any runner or runners one or more bases because of interference or obstruction, the official scorer shall charge the fielder who committed the interference or obstruction with one error, no matter how many bases the batter, or runner or runners, may advance [OBR 9.12(c)].

Defensive interference is an act by a fielder that hinders or prevents a batter from hitting a pitch [OBR Definition of Terms].

The fielder who committed the interference (usually the catcher) is charged with an error, noted with "INT".

Offensive interference is an act by the team at bat which interferes with, obstructs, impedes, hinders or confuses any fielder attempting to make a play [OBR Definition of Terms]. This is discussed under rules 13 and 14 of the "Automatic putouts".

Obstruction is the act of a fielder who, while not in possession of the ball and not in the act of fielding the ball, impedes the progress of any runner [OBR Definition of Terms].

Obstruction of a batter-runner before he reaches first base is a decisive error, recorded as "OB" (upper case) followed by the number of the fielder who committed the obstruction.

NB: Neither "INT" nor "OB" count as a turn at bat.

Obstruction of a runner is an extra base error and is recorded with "ob" (lower case) followed by the number of the fielder who committed the obstruction.

NOTE: If the umpire calls "obstruction" and, in the judgment of the scorer, the runner would have advanced in any case, the action is recorded as if it had taken place normally, and no obstruction is charged against the fielder.

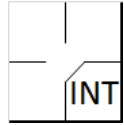
IMPORTANT: Advances made by "obstruction" (lower-case "ob") are not recorded in the "IO" column of the offensive sheet, which must only be used for advances by the batter-runner to first base through "INT" or "OB" (upper case).



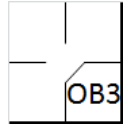
Defense

2-45

Example 42: The batter-runner reaches first base on interference by the catcher. Mark as “INT” and charge the catcher with a decisive error.

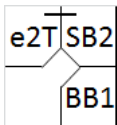


Example 43: The batter-runner reaches first base on obstruction by the first baseman. Mark as “OB” followed by the number of the fielder who committed the obstruction. Charge a decisive error to the fielder responsible, in this case the first baseman.

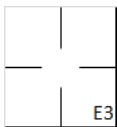


Examples of errors on the score-sheet

Now that we have seen how the rules describe the circumstances in which the Official Scorer should score an error, we shall show how they should be recorded on the score-sheet.

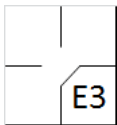


Example 44: The runner sets off to steal second base and comes to rest at third base thanks to a throwing error by the catcher. Charge an extra base throwing error to the catcher for having enabled the runner to advance to third.

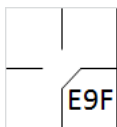


Example 45: The batter hits a foul fly which is dropped by the first baseman. Charge a decisive fly ball error to the first baseman for having allowed the batter-runner to return to bat.

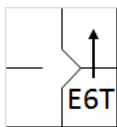
The error is noted in one corner of the first base square, leaving room for any further notes about the batter.



Example 46: The batter hits a ground ball to the first baseman who, after having recovered the ball, despite having the opportunity, fails to tag the base, thus allowing the batter to reach base safely. Charge a decisive fielding error to the first baseman for failing to put out the batter-runner.



Example 47: The batter hits a fly ball to the outfield. The right fielder muffs the catch, enabling the batter-runner to reach first base. Charge a decisive catching error to the right fielder for having failed to put out the batter-runner.



Example 48: The batter hits a ground ball to the shortstop, who recovers the ball in time to put out the batter-runner, but bungles his throw to first base, enabling him to advance to second. Charge a decisive throwing error to the shortstop for having failed to put out the batter-runner. Write the error on first base and an arrow to the finally reached base (in this case second base).

NOTE: Record one error for the two-base advance.

Defense

2-47

Example 49: With a runner on first base the batter hits a ground ball to the shortstop, who recovers it in time to put out the runner and throws to second base.

	6E4
	BB1
	O6

The second baseman, who had moved quickly to cover second base, fails to catch the ball, allowing both runners to reach base safely. Charge a decisive fielding error to the second baseman for having failed to put out the runner, and credit the shortstop with an assist.

Example 50: With a runner on first base the batter hits to the second baseman, who lets the ball pass between his legs.

(2)	2
	BB1
	E4

The batter-runner reaches first base and the runner advances to third.

Charge a decisive catching error to the second baseman for having failed to put out the batter-runner and allowed the runner to reach third base.

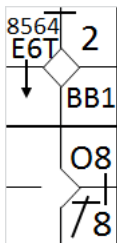
NOTE: Record just one error, which allowed two runners to advance one or more bases.

Example 51: With batter number 3 at bat, the runner on first base sets off to steal second. The catcher makes an excellent throw to second base in ample time to put out the runner. Strangely, neither the second baseman nor the shortstop goes to cover second base, allowing the runner to steal the base.

	CS ³
	2E4
	BB5

The official scorer may ask the coach of the defending team which of the two fielders should have gone to the base (in this case, the second baseman). Charge a decisive fielding error to the second baseman for having failed to put out the runner, and credit an assist to the catcher. Charge a caught stealing both to the catcher and to the runner.



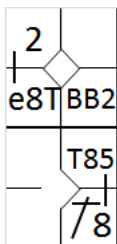


Example 52: With a runner on first base, the batter hits a single to the center fielder, allowing the runner to reach second base.

The center fielder throws to third base to stop the runner from advancing. The runner between second and third is trapped. The rundown is prolonged for a time, with the participation of several fielders.

Finally the shortstop makes a bad throw over third base and the runner takes the opportunity to score a run. The batter-runner uses the opportunity to reach second.

Charge a decisive throwing error to the shortstop, for having allowed the runner to score, and an assist to each fielder who took part in the play.



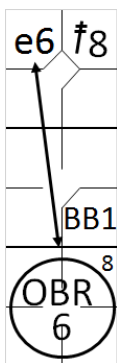
Example 53: With a runner on first base the batter hits a single to the center field, enabling the runner to reach third base.

The center fielder throws to the third baseman to halt the advance of the runner to that base.

The batter-runner takes this opportunity to run to second. However, the ball makes an unnatural bounce and the defense loses control of the ball. Realizing this, the runner on third

base runs in.

Charge an extra base throwing error to the center fielder for having allowed the opposing team to score.



Example 54: With a runner on first and second base and no outs, the batter hits an infield fly for which he is called out. As the ball dropped by an error of the shortstop, the lead runner takes advantage of the error and advances one base.

Charge an extra base catching error to the shortstop for having allowed the runner to advance.

Defense

2-49

Example 55: With a runner on second base the batter hits a single and the runner reaches third base and continues towards the home plate.

The third baseman intervenes and tries to impede his progress. The umpire awards the runner a base for obstruction.

If the official scorer deems the obstruction to have been a determining factor in scoring the run he should record the run as shown in the example. Charge an extra base error to the third baseman for having committed the obstruction.

2	7 7
ob5	
	7 8

Example 56: If, however, the official scorer considers that the runner would have scored regardless of the obstruction, he should record the action as given to the right.

	7 7
2	
	7 8

Example 57: Fly ball between the left fielder and center fielder. Both run to the ball, the left fielder catches it but the center fielder knocks him over, making him drop the ball. The batter-runner reaches first base.

	E8F

Charge a decisive fly ball error to the center fielder for having prevented the left fielder from making the putout.

Example 58: The batter hits a ground ball to the shortstop who fumbles the grounded ball, although in the judgment of the official scorer he would have had time to throw to first base.

	e6T
	E6

He recovers the ball and throws to first anyway, making a bad throw and enabling the batter-runner to advance another base.

Charge the shortstop with two errors: one decisive error and one extra base error, the first a fielding error and the second a throwing error, as the batter-runner reached each of the two bases on a different error.



45	CS ³
	2E4
	BB5

Example 59: With batter number 3 at bat, the runner on first sets off to steal second but is anticipated by a throw from the catcher to the second baseman who, although he would have had time to make the putout, muffs the catch. The runner sees this and, after having reached second, continues to third. The second baseman recovers the ball and throws it to the third baseman, who makes the putout.

Charge a decisive fielding error to the second baseman, who missed the catch, and credit the third baseman with a putout, and the catcher and second baseman with an assist. Credit a caught stealing both to the catcher as well as to the runner.

(2)	
	77
74	
	E7F

Example 60: With a runner on first base, the batter hits a fly ball to the left field. The left fielder fails to catch the ball, enabling the runner to reach third base. The batter-runner sees the error and tries to reach second, but is put out by the second baseman on an assist by the left fielder.

Charge a decisive fly ball error to the left fielder for having enabled the batter-runner to reach first base, and credit an assist to the left fielder and a putout to the second baseman.

85	79
	E8F

Example 61: With a runner on second base, the batter hits a fly ball to the center fielder, who muffs the catch. The runner is put out by the third baseman on an assist by the center fielder as he runs to third base.

Charge a decisive fly ball error to the center fielder for having allowed the batter-runner to reach first base, and credit an assist to the center fielder and a putout to the third baseman.

75	e8
	78

Example 62: The batter hits a single to the center fielder who, while trying to field the ball, muffs it and allows the batter-runner, who has already reached second base, to continue to third. In the meantime the left fielder, running to cover, recovers the ball and assists the third baseman, who makes the putout.

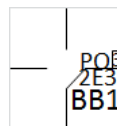
Charge an extra base fielding error to the center fielder for having allowed the batter-runner to reach second base and credit an assist to the left fielder and a putout to the third baseman.



Defense

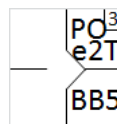
2-51

Example 63: With batter number 3 at bat, the catcher, after having caught the pitch, throws to first base to try to pick the runner off base, but the first baseman drops the ball from his glove, thus failing to make the putout.



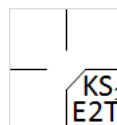
Charge a decisive fielding error to the first baseman for having failed to put out the runner, and credit an assist to the catcher.

Example 64: With batter number 3 at bat and a runner on first base, the catcher calls for a pitchout and quickly throws to first base, but bungles the throw, allowing the runner to reach second base.



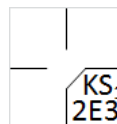
Charge an extra base throwing error to the catcher.

Example 65: The catcher fails to catch the third strike and recovers the ball but bungles his attempted assist to first base.



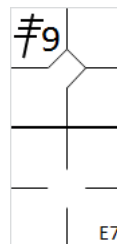
Charge a decisive throwing error to the catcher for having failed to make the putout, and credit the pitcher as well as the batter with a strikeout.

Example 66: The catcher fails to catch the third strike, recovers the ball and throws to the first baseman, who muffs the catch.



Charge a decisive fielding error to the first baseman for having failed to make the putout and credit an assist to the catcher and a strikeout to the pitcher.

Example 67: With a runner on third base and less than two out, the batter-runner hits a foul fly which is dropped by the left fielder. If the official scorer deems the action is not intentional, to prevent a run being scored, he should charge a (decisive) error against the left fielder for having allowed the batter-runner to return to the batter's box.



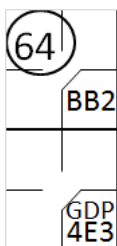
Only two types of error may, if committed, result in the award of a grounded into double play.

- a) Decisive fielding error on the second putout, which would have completed the double play [OBR 9.12(d) Comment];
- b) Failure to tag the base or the runner by the fielder when making the first putout [OBR 9.12(a)(4)].

NOTE: There must be no doubt as to the dynamics of the errors described above, before a grounded into double play is charged against the batter, in the absence of two putouts. If not, it is not to be considered a double or triple play.

In the following eight examples, which all begin with the same initial situation, the action in question results in different outcomes according to the different defensive plays made.

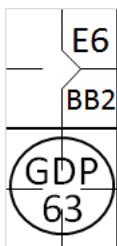
NOTE: In all of the following eight examples, with the exception of number 73 and 75, although there were not actually two putouts, a grounded into double play is always charged against the batter.



Example 68: With a runner on first base, the batter hits a ground ball to the shortstop, who assists the second baseman in putting out the runner.

The second baseman throws to first, but the first baseman muffs the catch and the umpire, after having called out the runner, declares the batter safe.

As the umpire called “Out safe”, charge a fielding error to the first baseman.



Example 69: Same situation as in the previous example, but the shortstop, after having recovered the ball, overruns second base and assists the first baseman in time to make the putout.

As the shortstop missed second base, charge him with a decisive error.

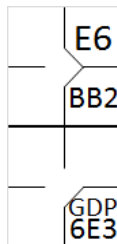


Defense

2-53

Example 70: Still with the same situation, both misplays, by the shortstop and by the first baseman, are made.

In this case, two errors are charged.



Example 71: In this example, both offensive players are retired, but the second baseman drops the ball (thrown by the shortstop) after having tagged second base, then recovers it in time to retouch the base and assist the first baseman in putting out the batter-runner.

The error, while not decisive, does not cancel out the assist by the shortstop.



Example 72: Both offensive players are put out. The second baseman tags the base after having fielded the batted ball and throws to first base, but the first baseman drops the ball, then recovers it in time to put out the batter-runner.

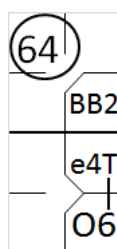
Despite the misplay, the first baseman recovers the ball and thereupon proceeds to force out the batter-runner, which ultimately leads to the double play.



Example 73: With a runner on first base, the batter hits a ground ball to the shortstop, who throws to second and puts out the runner.

The second baseman then throws to first but muffs the throw, enabling the batter-runner to reach second.

Charge an extra base throwing error to the second baseman for having allowed the batter-runner to reach second.



Remember that in no case should an error be charged against the fielder for the batter-runner reaching first base, even if, in the opinion of the official scorer, he could have made the putout, as the throw was made to complete a double play.



64	
	BB2
36	
	GDP 4E3

Example 74: With a runner on first base, the batter hits a ground ball to the shortstop, who assists the second baseman in putting out the runner. The second baseman throws to first where the first baseman muffs the catch. The batter-runner is put out at second base after the error by the first baseman. This is not a defensive double play.

64	
	BB2
96	
	O6

Whether to charge the DP or not is best seen in the following example 75: Runner on first and less than two outs. The batter hits the ball to the shortstop who in turn throws the ball to the second baseman and the runner is forced out. The second baseman throws to first base to put out the batter, but the throw is wild and the batter is safe. Seeing the ball get away from the first baseman, the batter-runner advances to second base (on the throwing error). By that time the right fielder gets the ball and throws to second base to put out the runner. Although two put outs were made in succession, no double play is scored due to the intervening error.

ATTENTION: Record in the “notes” on the score report the reason for the lack of a double play line (Examples 74 and 75).

Exempted errors

These are errors whose effects are cancelled out by the same fielder or a team mate; in other words, the defense succeeds nevertheless in forcing a putout. These errors are consequently not scored against the person who committed them, and are therefore not recorded with any symbol on the score-sheet. They do, however, determine the continuity of play in double or triple plays.



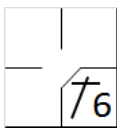
NO ERROR IS, according to rule 9.12(d) of the OBR *charged against* (these are the “exempted errors”):

- a) *the catcher when the catcher, after receiving the pitch, makes a wild throw attempting to prevent a stolen base, unless the wild throw permits the stealing runner to advance one or more extra bases, or permits any other runner to advance one or more bases [OBR 9.12(d)(1)].*
- b) *any fielder who makes a wild throw if in the scorer’s judgment the runner would not have been put out with ordinary effort by a good throw, unless such wild throw permits any runner to advance beyond the base he would have reached had the throw not been wild [OBR 9.12(d)(2)].*
- c) *any fielder who makes a wild throw in attempting to complete a double play or triple play, unless such wild throw enables any runner to advance beyond the base such runner would have reached had the throw not been wild [OBR 9.12(d)(3)].*

Comment: *When a fielder muffs a thrown ball that, if held, would have completed a double play or triple play, the official scorer shall charge an error to the fielder who drops the ball and credit an assist to the fielder who made the throw [OBR 9.12(d) Comment].*

- d) *any fielder when, after fumbling a ground ball or dropping a batted ball that is in flight or a thrown ball, the fielder recovers the ball in time to force out a runner at any base [OBR 9.12(d)(4)].* It is completely irrelevant whether it is the same fielder or a different one who makes the putout or assist. In case the misplay has some adverse consequence, an error must be charged.
- e) A number of misplays apply specifically to the pitcher and catcher. These misplays are not defined as errors but as wild pitches and balks for the pitcher, and passed balls for the catcher [OBR 9.12(e), (f)(1), (2)].

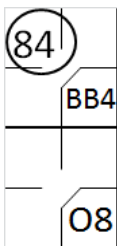




Example 76: The batter hits a deep ground ball to the shortstop who recovers it and bungles his throw to first base.

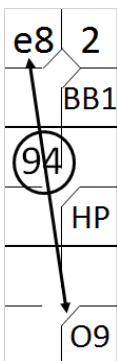
The official scorer judges that, even if the throw had been perfect, the batter-runner would nevertheless have reached first base safely, and he is awarded a hit.

No errors are charged, because the wild throw had no effect on the outcome of the action.



Example 77: With a runner on first base, the batter hits a fly ball to the center fielder, who muffs the catch but recovers the ball in time to put out the runner by throwing to second base.

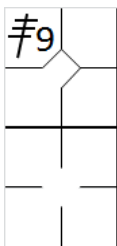
In this case no error is charged, as the fielder recovered the ball in time to put out the runner in a force play, and the misplay had no effect on the outcome of the play.



Example 78: With a runner on first and a runner on second, the batter hits a fly ball to the center fielder, who muffs the catch. The right fielder, standing close by, picks up the ball in time to put out the runner from first by throwing to second base. The runner from second base advances to third base in this play.

In this case we charge the right fielder with the assist and the second baseman with the put out. As the advance of the runner from second to third was made only for the muffed catch of the ball, an extra base error will be charged to the center fielder. Write a note on the score-sheet to explain this

situation.



Example 79: with a runner on third base and less than two out, the batter hits a foul fly to the left field. The left fielder deliberately drops the ball, to prevent the runner from third to score after the catch. The batter remains at bat, without the scorer writing down the 'catching error'.

Chapter III

Offense

Safe hits - Determining the value of safe hits - Game-ending hits
Final conclusions on safe hits - Sacrifice hit (bunt) - Sacrifice fly
Free arrivals on first base - Base on balls - Intentional base on balls
Hit by pitch - Defensive interference - Obstruction – Advances
Advancing on a hit - Advancing on a putout - Advancing on an error
Other advances - Fielder's choice - Stolen bases - Caught stealing
Particular advances - Runs batted in





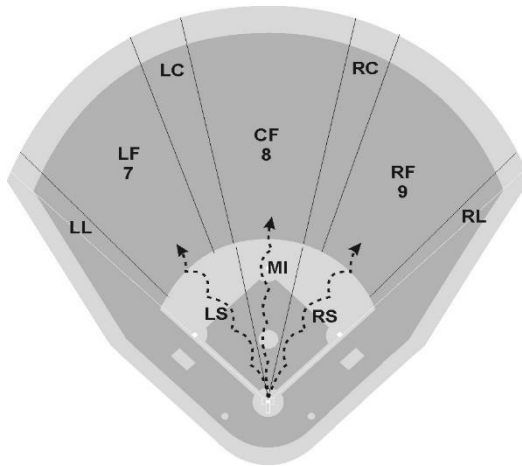
Safe hits

We shall begin this chapter by describing the symbols used to represent hits.

The sign for a base hit should be followed by a number identifying the zone of a fielder close to where the hit was recovered or came to rest, or by letters identifying the zone in the field.

We define base hits in different categories:

- where the ball is hit in the infield and stays there
- where the ball is hit in the infield and it ends just after the infield
- where the ball is hit in the outfield
- where the ball is hit in the outfield close to the foul line or between two outfielders
- when the ball was a bunt, but was not a sacrifice hit (bunt)

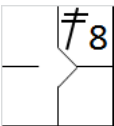


The symbols for safe hits are as follows:



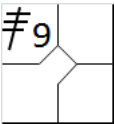
OFF									
PA	AB	R	H	2B	3B	HR	GD P	St	

Safe one-base hit (to be recorded in the first base square).



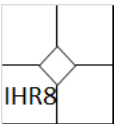
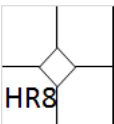
OFF									
PA	AB	R	H	2B	3B	HR	GD P	St	

Safe two-base hit (to be recorded in the second base square).



OFF									
PA	AB	R	H	2B	3B	HR	GD P	St	

Safe three-base hit (to be recorded in the third base square).



Safe four-base hit or home run (to be recorded in the home base square). If the batter scores a home run without hitting the ball out of play, write **IHR** with the position (e.g. IHR8)

OFF									
PA	AB	R	H	2B	3B	HR	GD P	St	

When a hit is written to the batter, it also must be written in the pitcher section of the score-sheet.

PITCHERS	W / L / S	BF	AB	R	ER	H	2B	3B	HR	St

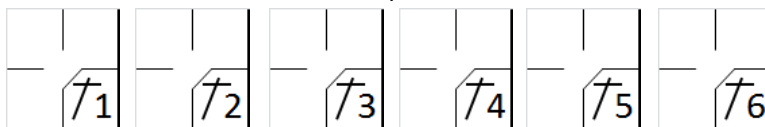


Offense

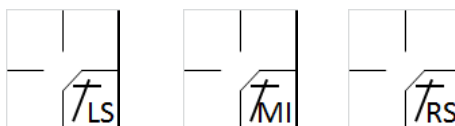
3-5

To give some examples of the different categories:

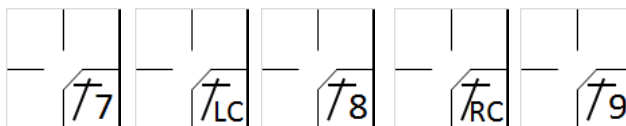
- where the ball is hit in the infield and stays in the infield



- where the ball is hit in the infield and it ends in the outfield (left side, middle, right side)



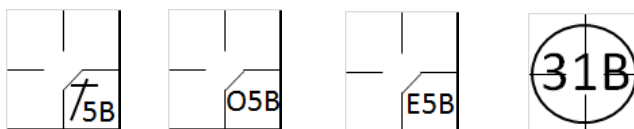
- where the ball is hit in the outfield



- where the ball is hit in the outfield down to the foul line



- when the ball was a bunt, but was not a sacrifice hit (bunt)



According to rule 9.05 of the OBR, *the official scorer shall credit a batter with a base hit when:*

- a) *the batter reaches first base (or any succeeding base) safely on a fair ball that settles on the ground , that touches a fence before being touched by a fielder, or that clears a fence [OBR 9.05(a)(1)].*

NOTE: According to Rule 9.12(a)(1) comment, it is not necessary for a fielder to touch the ball to be charged with an error. The scorer must therefore watch the hit very closely, as a ball that is not touched by a fielder may sometimes give rise to an error as well as a hit.

- b) *the batter reaches first base safely on a fair ball hit with such force, or so slowly, that any fielder attempting to make a play with the ball has no opportunity to do so [OBR 9.05(a)(2)].*

Comment: *The official scorer shall credit a hit if the fielder attempting to handle the ball cannot make a play, even if such fielder deflects the ball from or cuts off another fielder who could have put out a runner [OBR 9.05(a)(2) comment].*

- c) *the batter reaches first base safely on a fair ball that takes an unnatural bounce so that a fielder cannot handle it with ordinary effort, or that touches the pitcher's plate or any base (including home plate) before being touched by a fielder and bounces so that a fielder cannot handle the ball with ordinary effort [OBR 9.05(a)(3)].*
- d) *the batter reaches first base safely on a fair ball that has not been touched by a fielder and that is in fair territory when the ball reaches the outfield, unless in the scorer's judgment the ball could have been handled with ordinary effort [OBR 9.05(a)(4)].*

NOTE: This rule has a practical application in cases where the hit is aimed at an infielder who may attempt to touch the ball. Close attention must therefore be paid to whether the ball could have been handled with ordinary effort by the infielder.

- e) *a fair ball that has not been touched by a fielder touches a runner or an umpire, unless a runner is called out for having been touched by an Infield Fly, in which case the official scorer shall not score a hit [OBR 9.05(a)(5)].*

NOTE: In both cases, the ball is dead, and the hit must be awarded for the batter, even if this is the third out. If the ball touches the runner,



he is called out. But if the ball touches the umpire, the runner(s) will advance one base in case they are forced to advance by the batter [OBR 5.06(b)(3)(B)]. If the runner is not forced, he will remain at his base.

- f) *a fielder unsuccessfully attempts to put out a preceding runner and in the official scorer's judgment the batter-runner would not have been put out at first base by ordinary effort* [OBR 9.05(a)(6)].

NOTE: If the scorer also deems that the batter-runner could have been put out, he must score a fielder's choice. In any case, the scorer must observe the action closely in order to be able to score accurately either a base hit or a fielder's choice, paying particular attention to the position of the batter-runner at the time the fielder threw the ball to another base.

In the descriptions of safe hits we have introduced a fundamental concept: Ordinary effort by a fielder. ***Ordinary effort is the effort that a fielder of average skill at a position in that league or classification of leagues should exhibit on a play, with due consideration given to the condition of the field and weather conditions.*** [OBR Definition of Terms – Ordinary Effort] *This standard, called for several times in the Official Scoring Rules (e.g. Rules 9.05(a)(3), 9.05(a)(4), 9.05(a)(6), 9.05(b)(3)(Base Hits); 9.08(b)(Sacrifices); 9.12(a)(1) Comment, 9.12(d)(2) Errors; and 9.13(a), 9.13(b)(Wild Pitches and Passed Balls)) and in the Official Baseball Rules (e.g. Definition of Terms - Infield Fly)), is an objective standard in regard to any particular fielder.*

In other words, even if a fielder makes his best effort, if that effort falls short of what an average fielder at that position in that league would have made in a situation, the official scorer should charge that fielder with an error [OBR Definition of Terms Comment]. We should say straight away that this is a very flexible concept that can vary from one scorer to another. We will therefore try to give guidelines based on the rules themselves and on experience.

A first recommendation is not to demand absolute perfection from the defense: in the case of a particularly difficult performance, award a hit rather than an error. The scorer will simply record the actions as occurred leaving it to the manager to judge the players for having reacted too late or having moved too slowly. It is also necessary to bear in mind that balls are often hit with great force, making them extremely difficult to handle.



One very important factor that can influence the scoring of hits is the defensive positions that the players assume before the hit. This determines the difficulty of the play. Clearly, a hit will be more difficult to catch if the players are closer, given the higher velocity of the ball. Before any action takes place, therefore, be aware of the positions of the fielders.

No error should be charged to a fielder who loses time feinting or turning to another base, even if, in the scorer's judgment, a putout on first base would have been more possible and safer. Moreover, no article of the OBR provides for an error being charged against an outfielder if the ball bounces in front of him and over his head.

This is easy to understand, as he was unable to touch the ball in the first instance, not being close enough, and he could not catch it after it had bounced.

Moreover, there are some positions for which it is advisable to think twice before charging an error. Let us look at them:

The pitcher - When the hit is made, the pitcher is still completing his recovery movement after having delivered the ball, and is leaning forward, which means that a hit going over him would be very difficult to control, particularly if it had been hit hard. It therefore becomes difficult to make a play and the hit is therefore automatically considered a valid hit. Obviously, this is not the case if the hit is so slow as to enable the pitcher to return to a normal position in time to catch it. For the above reasons, the pitcher is also the only player exonerated from error if a fast ball passes between his legs.

The catcher - The catcher's position is unlike that of the other fielders and this gives him a disadvantage in certain situations. A throw made to prevent a stolen base is not considered an error, provided that the runner does not subsequently advance. There may also be situations in which it is unclear whether to award a wild pitch or a passed ball; if in doubt, we suggest you give a wild pitch, bearing in mind how uncomfortable it is for the catcher to make certain movements.

The shortstop - He is the infielder with the greatest area to cover. This means he is obliged to deal with frequent difficult catches which, for that very reason, cannot be considered errors. For example, a sideways lunge for the ball, a catch at the edge of the red dirt, in front of third base or with his back to the diamond, must all be considered difficult.



The second baseman - In the event of a ground ball hit towards second base, which may be caught with ordinary effort, and which the fielder fails to catch, an error shall be charged in the absence of any obvious and relevant sideways motion by the fielder.

The third baseman - The zone in which the third baseman operates is where the majority of balls hit within the diamond end up, and where they are the fastest. Many of these balls are therefore difficult to control, given their speed, particularly if they bounce before entering the third base zone. Indeed, if they bounce, the balls may take an unnatural trajectory, increasing the difficulty of the catch. It is important to pay close attention to the speed of the ball in order to judge the difficulty of the catch.

NOTE: Similar considerations apply to the first baseman when the batter is left-handed.

Outfielders - If a ball hit to the outfielders bounces in front of a fielder who has come forward to catch it on the fly and passes over his head, credit the batter with a two-base hit (or more), rather than a single, and an extra base error.

Another important concept that should be borne in mind in assessing the value of hits is *that the official scorer shall always give the batter the **benefit of the doubt**. A safe course for the official scorer to follow is to score a hit when exceptionally good fielding of a ball fails to result in a putout* [OBR 9.05(a) Comment].

NO HIT IS awarded, according to rule 9.05(b) of the OBR when a

- a) *runner is forced out by a batted ball, or would have been forced out except for a fielding error* [OBR 9.05(b)(1)].

It follows therefore that if there is also an error, no base hit should be awarded, with the possible exception of obstruction.

- b) *batter apparently hits safely and a runner who is forced to advance by reason of the batter becoming a runner fails to touch the first base to which such runner is advancing and is called out on appeal. The official scorer shall charge the batter with a time at bat but no hit* [OBR 9.05(b)(2)]. We will only credit a hit if the runner is not forced to advance. Example 1

A14	
	BB5
	O1

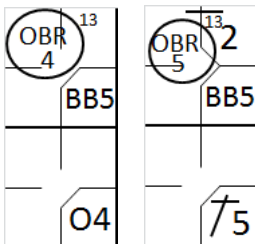


- c) *pitcher, the catcher or any infielder handles a batted ball and puts out a preceding runner who is attempting to advance one base or to return to his original base, or would have put out such runner with ordinary effort except for a fielding error. The official scorer shall charge the batter with a time at bat but no hit [OBR 9.05(b)(3)].*
- d) *fielder fails in an attempt to put out a preceding runner, and in the scorer's judgment, the batter-runner could have been put out at first base [OBR 9.05(b)(4)].*

Comment: Rule 9.05(b) shall not apply if the fielder merely looks toward or feints toward another base before attempting to make the putout at first base.

Indeed, looking and feinting are an integral part of the game, and of the fielder's actions; his delay in throwing is a requirement of the game and not a result of a catching error.

- e) *runner is called out for interference with a fielder attempting to field a batted ball, unless in the scorer's judgment the batter-runner would have been safe had the interference not occurred [OBR 9.05(b)(5)].*



Example 2: In this case the scorer should pay careful attention to the position of the batter-runner at the time of the interference, insofar as it may be possible to charge a base hit and a putout. In the event of a putout, it is an automatic putout for the runner who committed the interference and a fielder's choice for the batter-runner.

On the left, the runner interfered with the second baseman before reaching second base. On the right the runner went over second base to third base when he interfered with the third baseman.

Determining the value of safe hits

According to rule 9.06 of the OBR, a safe hit shall be scored as a one-base hit, two-base hit, three-base hit or home run when the batter reaches the corresponding base when no error, putout or fielder’s choice results.

When, with one or more runners on base, the batter advances more than one base on a safe hit and the defensive team makes an attempt to put out a preceding runner, the scorer shall determine whether the batter made a legitimate two-base hit or three-base hit, or whether the batter-runner advanced beyond first base on the fielder’s choice [OBR 9.06(b)].

It should also be borne in mind that a batter cannot be awarded a *three-base hit when a preceding runner is put out on home plate, or would have been put out but for an error. Nor may the batter be credited with a two-base hit when a preceding runner is put out at third base or would have been out but for an error. In both cases the batter-runner’s last advance must be recorded as a fielder’s choice.*

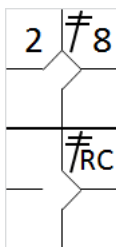
In any case, the value of a hit should not be determined from the number of bases advanced by a preceding runner. A batter may deserve a two-base hit even though a preceding runner advances only one base, or even none, just as he may deserve only a one-base hit even though he reaches second base, and a preceding runner advances two bases [OBR 10.06 comment]. The following examples should help to clarify this.

Example 3: The runner on first base advances to third on the hit. The right fielder tries unsuccessfully to throw to third to put out the runner. Thanks to this throw, the batter reaches second safely.

This is not a double, but a single with an advance by fielder’s choice (throw). The continuation of the batter-runner to second base is noted with a small vertical line joining the first base and second base squares.

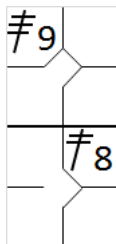
2	
	BB5
	T95
	79





Example 4: The runner on second advances only one base because he holds back to see if the fly ball is caught. The batter, however, reaches second base normally.

This is a double even though the runner advanced only one base.



Example 5: On the hit, the runner on third base moves away then turns back to touch the base, thinking that the ball might be caught on the fly. The ball nevertheless falls to the ground, becoming a safe hit, and the batter reaches second base without the runner daring to score.

This is also a two-base hit.

When the batter attempts to make a two-base hit or a three-base hit by sliding, he must hold the last base to which he advances. If a batter-runner overslides and is tagged out before getting back to the base safely, he shall be credited with only as many bases as he attained safely. If a batter-runner overslides second base and is tagged out, the official scorer shall credit him with a one-base hit; if the batter-runner overslides third base and is tagged out, the official scorer shall credit him with a two-base hit [OBR 9.06(c)].

It is important to note the difference between reaching a base by sliding and by running. If a runner overruns a base, he is considered to have safely reached that base, and is credited with a hit corresponding to the number of that base, even if he is subsequently tagged out trying to return.

However, if he overslides a base, he has not safely reached that base, and the hit will therefore be scored according to the number of the previous base.

When the batter, after making a safe hit, is called out for having failed to touch a base, the last base he reached safely shall determine if the official scorer shall credit him with a one-base hit, a two-base hit or a three-base hit. If a batter-runner is called out after missing home plate, the official scorer shall credit him with a three-base hit. If a batter-runner is called out for missing third base, the official scorer shall credit him with a two-base hit.

If a batter-runner is called out for missing second base, the official scorer shall credit him with a one-base hit. If a batter-runner is called out for missing first base, the official scorer shall credit him with a time at bat, but no hit [OBR 9.06(d)].

When a batter-runner is awarded two bases, three bases or a home run under the provisions of Rules 5.06(b)(4) or 6.01(h)(1), the official scorer shall credit the batter-runner with a two-base hit, a three-base hit or a home run, as the case may be [OBR 9.06(e)].

NOTE: A batter, who has made a safe hit and, despite being trapped between bases, safely reaches the next base without any defensive errors, shall be awarded a hit corresponding to the last base he reached safely.



Game-ending hits

Subject to the provisions of Rule 9.06(g), *when a batter ends a game with a safe hit that drives in as many runs as are necessary to put his team in the lead, the official scorer shall credit such batter with only as many bases on his hit as are advanced by the runner who scores the winning run, and then only if the batter runs out his hit for as many bases as are advanced by the runner who scores the winning run* [OBR 9.06(f)].

Thus, if the runner who scores the winning run was on third base, it will be a single, even if the hit was worth more. Similarly, if the runner is on second it will be a double and if on first it will be a triple, provided that the batter-runner actually touches the bases. If, on the other hand, the batter-runner stops on first base and a runner on second scores the winning run, he is credited with a single, even though the scoring runner advanced two bases.

However, *the official scorer shall credit the batter with a base touched in the natural course of play, even if the winning run has scored moments before on the same play. For example, the score is tied in the bottom of the ninth inning with a runner on second base and the batter hits a ball to the outfield that falls for a base hit. The runner scores after the batter has touched first base and continued on to second base but shortly before the batter-runner reaches second base. If the batter-runner reaches second base, the official scorer shall credit the batter with a two-base hit.* [OBR 9.06(f) Comment]

The only exception is *when the batter ends a game with a home run hit out of the playing field, the batter and any runners on base are entitled to score* [OBR 9.06(g)].

Let us look at two examples of the above. In the ninth inning, with the score standing at 4 all, the home team at bat and runners on first and third, the following situations occur:



Offense

3-15

Example 6 The batter makes a safe hit and the runner on third scores the winning run. The batter is credited with a single, regardless of the nature of his hit, and the final result will be 5:4 to the home team [OBR 7.01(g)(3)].

#8	
3	
3	BB5
HR9	

Example 7: The batter hits a home run out of the field. The home run is credited to the batter as normal, and all runs scored are allowed. The final result is 7:4 to the home team [OBR 7.01(g)(3) Exception].

#8	
3	
	3
	BB5
	79

Final conclusions on safe hits

To conclude this section on safe hits, we feel it is appropriate to add some considerations on safe hits and errors, and on the criteria to be used when judging such issues.

Baseball is all about hits, which is why the scorer, before giving an error, should think carefully and if there is any doubt, score a hit.

The rules confirm that a difficult catch should never be considered an error, and that the scorer’s judgment should determine which are easy catches and which are difficult. As we have already seen, some positions involve more difficult catches than easy ones, which is why a little more caution is needed.

In general, therefore, an error should be charged if, and only if, the scorer is convinced the fielder could have made a putout (also after an extremely difficult play).



A problem that sometimes arises for scorers is how to act when two fielders both try to catch the same fly ball and consequently miss it. The general rule in such cases is to decide which of the fielders would have been able to catch the ball, and charge an error to the fielder who spoiled his chances. In any case it must be borne in mind that, while infielders cannot be let off errors with ordinary fly balls, if two outfielders find themselves in this situation and neither one touched the ball or had an opportunity to play it, no error is charged as it is usually very difficult to establish whose ball it was.

For this reason, there being significant doubt, the hit is scored as safe. It should also be remembered that if two fielders both go for a fly ball in foul territory, it is best not to charge any error.

In terms of errors of judgment which, according to the rules, are not counted as errors, and consequently score as a safe hit for the batter, we should point out that there is an exception. If a fielder is dazzled by the sun or artificial lights, but still playing at his utmost best to try to make the out, we record a hit to the batter. Only when no effort is made to avoid the sun or the artificial lights and the fielder muffs the play, we record an error.

If a fielder recovers the ball in time to make a putout but throws to another base, from where no play is possible, an error should always be given.

It should also be remembered that the scorer must always interpret the umpire's rulings and may not take any decision that contradicts these. Thus, when an umpire calls "safe" and "ball on the ground" on a runner, because a fielder in contact with the base drops the ball, an error must always be charged, even if it was a difficult call.



Sacrifices

Sacrifice hit / Sacrifice bunt

According to rule 9.08 of the OBR:

- a) *Score a sacrifice bunt when, before two are out, the batter advances one or more runners with a bunt and is put out at first base, or would have been put out except for a fielding error, unless, in the judgment of the official scorer, the batter was bunting exclusively for a base hit and not sacrificing his own chance of reaching first base for the purpose of advancing a runner or runners, in which case the official scorer shall charge the batter with a time at bat;*

Comment: *In determining whether the batter had been sacrificing his own chance of reaching first base for the purpose of advancing a runner, the official scorer shall give the batter the benefit of the doubt. The official scorer shall consider the totality of the circumstances of the at-bat, including the inning, the number of outs and the score.*

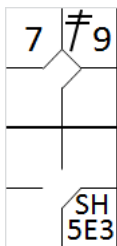
- b) *Score a sacrifice bunt when, before two are out, the fielders handle a bunted ball without error in an unsuccessful attempt to put out a preceding runner advancing one base, unless, an attempt to turn a bunt into a putout of a preceding runner fails, and in the judgment of the official scorer ordinary effort would not have put out the batter at first base, in which case the batter shall be credited with a one-base hit and not a sacrifice;*
- c) *Not score a sacrifice bunt when any runner is put out attempting to advance one base on a bunt, in which case the official scorer shall charge the batter with a time at bat;*

The abbreviation for a sacrifice hit (bunt) is ‘SH’ followed by the number of the fielders who took part in the action. A sacrifice hit (bunt) does not count as a time at bat.

In the example 8, the sacrifice hit (bunt) to the pitcher allows the runner to advance to second base.

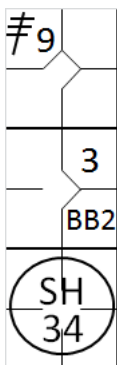
	2
	BB1
SH	13



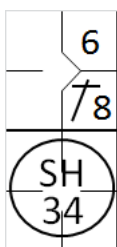


In the example 9 the sacrifice hit (bunt) to third base enables the runner to advance from second to third base. An error by the first baseman enables the batter-runner to reach first base safely.

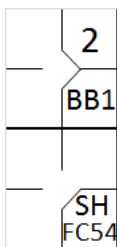
As you can see from this example, each advance is noted with the batting order number of the player who made the sacrifice.



The rules states that, in order to be credited with a sacrifice hit (bunt), one or more runners must advance. In the example 10 given here only one runner advanced, but this is enough to make the hit into a sacrifice hit (bunt).



ATTENTION: Very often in a sacrifice situation the first baseman runs forward to recover the ball; in these examples it is usually the pitcher or second baseman who goes to cover first base. The scorer must take great care to record the action as it actually occurred. In the example 11 given, the second baseman went to cover first base and received the assist from the first baseman.



Example 12: A special case of sacrifice hits (bunts) occurs when the defense tries to put out a runner and fails, without committing any errors. In this case the batter who reaches first base must be given a sacrifice and fielder's choice.

Offense

3-19

ATTENTION: When, in the scorer’s opinion, neither the batter who hit the sacrifice bunt, nor any of the runners, could have been put out by the defense with ordinary effort, a base hit (bunt) must be scored.

No sacrifice hit (bunt) is awarded if the bunt leads to a runner being put out, even if one or more runners are able to advance.

Example 13: The bunt is recovered by the pitcher, who puts out the runner going from third to home base, while the runner on first base reaches second safely.

This is not a sacrifice hit (bunt) and the batter is credited with a time at bat. Add a capital B to show the bunt.

#9	
12	
	O1
	BB1
	O1B

EXCEPTION: If a runner is put out trying to reach the base after the one he reached on the sacrifice hit (bunt), the batter is also awarded with a sacrifice hit (bunt).

Example 14: The runner on second base, after reaching third, continues towards home base in an attempt to exploit the error made on the batter-runner, but he is put out by the catcher with an assist from the first baseman.

NOTE: Sometimes a batter may swing the bat with the intention of making a base hit, but succeeds only in hitting the ball softly. In this case he must not be awarded a sacrifice hit (bunt), even if one or more runners advance, as this was not the batter’s intention. The action is recorded as a normal putout on first base.

5	#9
32	
	5
	BB3
	SH 1E3



Sacrifice fly

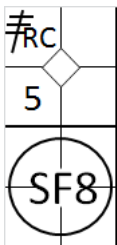
According to rule 9.08(d) of the OBR: *Score a sacrifice fly when, before two are out, the batter hits a ball in flight handled by an outfielder or an infielder running in the outfield in fair or foul territory that*

- (1) is caught, and a runner scores after the catch, or*
- (2) is dropped, and a runner scores, if in the scorer's judgment the runner could have scored after the catch had the fly been caught.*

Comment: The official scorer shall score a sacrifice fly in accordance with Rule 9.08(d)(2) even though another runner is forced out by reason of the batter becoming a runner.

The rules specify that the hit must be caught in the outfield, and for this reason a sacrifice fly must be credited even if the ball is caught by an infielder running in the outfield. This applies particularly to the shortstop who, because of the nature of the position, often plays well back on the edge of the red dirt and can therefore, by running quickly, reach the outfield to catch a fly ball.

A sacrifice fly (like a sacrifice hit (bunt)) does not count as a time at bat. The abbreviation for a sacrifice fly is "SF" followed by the number of the fielder who made the putout.



Example 15: A high ball to the center field becomes a sacrifice fly as it allows the runner on third base to score. Obviously, the runner on third waited until the ball had been caught before leaving the base, otherwise he would have been called out on appeal and cancelled out the sacrifice fly.

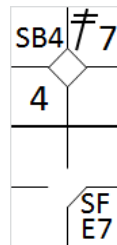
IMPORTANT: While a sacrifice hit (bunt) is credited if it enables a runner to advance a base, a sacrifice fly is credited **only** if it enables a runner to reach home base.

A sacrifice fly is credited even if the ball is dropped by the fielder provided that, in the scorer's opinion, the runner could have scored a run even without the error.

Offense

3-21

Example 16: Sacrifice fly to the left fielder, who drops the ball. As you can see, the advance by the runner to home base is annotated with the batting order number of the player who hit the sacrifice fly. Even though there has been an error which allows the batter-runner to occupy first base, the batter-runner is not charged with a time at bat.



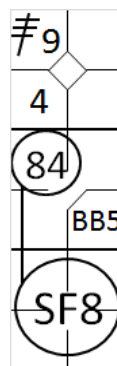
Example 17: A sacrifice fly also occurs when the ball is hit into foul territory in the outfield. Indeed, a catch by an outfielder in foul territory puts the runners back into play, and they may try to advance.

The abbreviation “FSF” is used to designate a sacrifice fly in foul territory.



A sacrifice fly must be credited if it enables a runner to score a run, even if another runner is tagged out at a base he was trying to reach.

Example 18: The center fielder, after catching a fly ball, assists the second baseman in time to put out the runner on first, while the runner on third reaches home base. This is noted as a double play.



If the defense had already made a putout, the run would have to be scored before the out on second base (third putout), otherwise no run would have been scored and it would not be a sacrifice fly.

A sacrifice fly must also be credited if the ball is dropped by the defense and a runner is forced out, so long as the runner on third scores.



#9	
4	
84	
	BB5
	SF O8

Example 19: The center fielder, after having dropped the ball, forces the runner out on second, while the other runner scores. In this case no error is charged to the outfielder, in accordance with rule 9.12(d)(4) of the OBR.

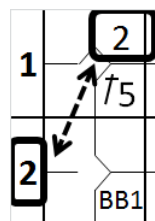


Free arrivals on first base

There are certain specific events or actions that enable the batter to become a runner and therefore entitle him to first base without risk of being put out, provided that he advances and touches first base. These are base on balls, intentional base on balls and hit by pitch.

First, it would be useful to look at some features that are common to all cases:

- All free advances to first base are not considered times at bat for the batter-runner concerned.
- When runners are forced to advance as a consequence of the batter-runner's advance to first, the batting order number of the batter-runner must be recorded in the square corresponding to the base reached.
- When a batter who has become a runner refuses to exercise his entitlement to first base, or fails to touch the base, he is charged with an automatic putout and a time at bat (Out By Rule 6) [OBR 9.14(c)].
- The total number of free advances to first base awarded to each team is recorded, subdivided into categories, in the appropriate space on the box score balance at the bottom right of each score sheet where, along with At Bats and sacrifices, they are used to calculate the number of plate appearances (PA) for that team.



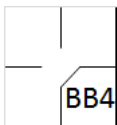
Base on balls

A Base on Balls is an award of first base granted to a batter who, during his time at bat, receives four pitches outside the strike zone [OBR Definition of Terms].

The batter becomes a runner and is entitled to first base without liability to be put out (provided he advances to and touches first base) when... four “balls” have been called by the umpire [OBR 5.05(b)(1)].

The official scorer shall score a base on balls whenever a batter is awarded first base because of four balls having been pitched outside the strike zone [OBR 9.14(a)].

The abbreviation to be used in the first base square is “BB”, followed by a number representing the cumulative number of bases on balls conceded by the same pitcher (as we saw for strikeouts).



In the example 20 given here, this is the fourth base on balls conceded by the same pitcher.

In the event of a change of pitcher, the count of bases on balls is restarted from one.

When a substituted pitcher returns to the pitcher's mound, the first base on balls he allows will be given a number one higher than the count he had accumulated before he was replaced.

As has already been noted, a base on balls does not count as a time at bat.

When one or more players are forced to advance because of the award of a base on balls, their advances are recorded along with the batting order number of the batter who was awarded the base on balls.

NOTE: In this case, as in others we will see, the advance is noted down in the same way as an advance on a hit. We said previously that the number without parentheses was used to indicate that the runners advanced on a hit; we can now expand this by saying that the number without parentheses is used to indicate that the runners advanced because of the batter (who in this case forced them to advance).



Offense

3-25

Example 21: the award of a base on balls to the batter (the third to the plate) forced the two runners on base to advance.

IMPORTANT: If the fourth ball hits the batter, the advance to first base is scored not as a base on balls but as a “hit by pitch” [OBR 9.14(a)]. If, after having been awarded a base on balls, a batter refuses to advance to first, the base on balls is not credited. The batter is called out and charged with a time at bat, as we have already seen [OBR 9.14(c)].

3	2
	BB1
	3
	E6T
	BB2



Intentional base on balls

The official scorer shall score an intentional base on balls when the pitcher makes no attempt to throw the last pitch to the batter into the strike zone but purposely throws the ball wide to the catcher outside the catcher's box [OBR 9.14(b)].

The scorer must pay particular attention to intentional bases on balls. The intent must be very clear, and is usually justified by particular playing situations, such as the need not to confront a particularly good batter, or to fill up the bases so that all runners are forced to advance. The abbreviation "IBB" is used for an intentional base on balls.

An intentional base on balls counts as a normal base on balls, and is included in the cumulative count.

	2
	BB3
	IBB4

Example 22: After three normal bases on balls an intentional base on balls is given. Regardless of the intent, this counts as the fourth base on balls by this same pitcher.



Hit by pitch

The batter becomes a runner and is entitled to first base without liability to be put out (provided he advances to and touches first base) when ... He is touched by a pitched ball which he is not attempting to hit, unless:

- 1. The ball is in the strike zone when it touches the batter; or*
- 2. The batter makes no attempt to avoid being touched by the ball.*

If the ball is in the strike zone when it touches the batter, it shall be called a strike, whether or not the batter tries to avoid the ball. If the ball is outside the strike zone when it touches the batter, it shall be called a ball if he makes no attempt to avoid being touched [OBR 5.05(b)(2)].

The abbreviation used in this case is “HP”. A hit by the pitcher does not count as a time at bat. The ball is dead and no runners may advance unless forced.

Example 23: When a batter hit by the pitcher forces one or more base runners to advance, their advances are noted followed by the batting order number of the batter, as we have seen for bases on balls.

APPROVED RULING: *When the batter is touched by a pitched ball which does not entitle him to first base, the ball is dead and no runner may advance [OBR 5.05(b)(2)].*

	3
7	8
	HP

In this case also, if the batter refuses to advance to first base he is called out and charged with a time at bat.

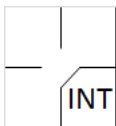


Defensive interference

Defensive interference is an act by a fielder that hinders or prevents a batter from hitting a pitch [OBR Definition of Terms].

The batter becomes a runner and is entitled to first base without liability to be put out (provided he advances to and touches first base) when ... The catcher or any fielder interferes with [the batter].

If a play follows the interference, the manager of the offense may advise the plate umpire that he elects to decline the interference penalty and accept the play. Such election shall be made immediately at the end of the play. However, if the batter reaches first base on a hit, an error, a base on balls, a hit batsmen, or otherwise, and all other runners advance at least one base, the play proceeds without reference to the interference [OBR 5.05(b)(3)].

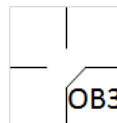


The abbreviation to use for the batter's advance to first is "INT", and counts as an error against the catcher (or the fielder who committed the interference). The interference does not count as a time at bat.

Obstruction

OBSTRUCTION is the act of a fielder who, while not in possession of the ball and not in the act of fielding the ball, impedes the progress of any runner [OBR Definition of Terms].

The abbreviation for the batter-runner is “OB” followed by the number of the fielder who committed the offense, who in turn is charged with an error.



If a play is being made on the obstructed runner, or if the batter-runner is obstructed before he touches first base, the ball is dead and all runners shall advance, without liability to be put out, to the bases they would have reached, in the umpire’s judgment, if there had been no obstruction. The obstructed runner shall be awarded at least one base beyond the base he had last legally touched before the obstruction. Any preceding runners, forced to advance by the award of bases as the penalty for obstruction, shall advance without liability to be put out [OBR 6.01(h)(1)].

When a batter awarded first base for obstruction forces one or more runners to advance, their advances are noted with the batting order number of the batter.

When the obstruction is committed the ball is dead and each player, including the batter-runner, may advance to the bases that, in the umpire’s judgment, they would have reached had there been no obstruction.

Obstructions to the batter do not count as a time at bat.

Advance to first base on the ball hitting a runner or umpire

The batter becomes a runner and is entitled to first base without liability to be put out (provided he advances to and touches first base) when ... a fair ball touches an umpire or a runner on fair territory before touching a fielder [OBR 5.05(b)(4)].

If this happens, the ball is dead, the batter-runner is credited with a base hit, and if a runner was hit, he is automatically called out (Out by Rule 9). Even if this is the third putout, the batter-runner is entitled to a hit.

As the ball is dead, no runners may advance unless forced.

However, if a fair ball touches an umpire after having passed a fielder other than the pitcher, or having touched a fielder, including the pitcher, the ball is in play [OBR 5.05(b)(4)].

7	
	BB1
	8
	79
	74

Example 24: With runners on first and third, the fair ball hit by the eighth batter in the line-up hits the second base umpire. The ball is dead. The batter is credited with a hit (the number alongside the symbol identifies the area where the hit occurred). Of the runners on base, only the forced runner to second base advances.



Offense

3-31

Example 25: With less than two out and runners on first and third, the hindmost runner is hit by a ground ball from the third batter.

The hit runner is called out (Out by Rule 9).

The batter-runner is awarded first base on the hit.

If a run is scored as a result of this action by the unforced runner it does not count, and the player therefore has to return to the base he occupied previously.

(2)	2
	79
OBR ⁹ 4	
	E5T
	74

ATTENTION: If a runner not touching a base is hit by an infield fly, the batter is called out (Out by Rule 8) as well as the runner (Out by Rule 9). This is a double play.

If, on the other hand, the runner is hit by an infield fly while in contact with the base, only the batter is declared out.

Note that in an infield fly situation the ball is live and in play, and therefore all runners may advance at their own risk.



Advances

Up until now we have looked at putouts, errors and hits. All these actions of the game may have the direct consequence of enabling one or more runners already on base to advance.

These advances can be so called legal advances or illegal advances. It's an illegal advance when the advance is a result of an extra base error, an obstruction or a passed ball. Also when there are two out and a decisive error is scored on the batter-runner, the runner's advance is illegal. In all other cases we talk about legal advances.

We shall now look at how runners' advances are recorded in the three situations mentioned above.

Advancing on a hit

When a runner advances on a hit, it is recorded by writing the batting order number of the batter who was awarded a base hit in the square corresponding to the base reached. Thus, (example 26) if first and second bases are occupied and the third batter in the batting order hits a single, allowing the runners to reach second and third respectively, the runners' arrival at second and third bases is recorded with a number three in the squares corresponding to those bases.

3	7
	3
	BB1
	8

2	
	BB1
	8

Example 27: With a runner on first base, the batter (second in the batting order) hits a single, allowing the runner to reach third base. This is recorded with a number two in the corresponding square.

8	BB5
	LC

Example 28: With a runner on first base, the batter (eighth in the batting order) hits a double, enabling the runner to reach home base. The number eight is therefore noted in the home base square.



Advancing on a putout

Batter called out

As we have seen for safe hits, if a hit allows a runner to advance, even if the batter is put out as a result, the advance is recorded by noting the batting order number of the batter in the square corresponding to the base reached. Thus, if, (example 29) with a runner on first base, the batter (fifth in the batting order) hits towards the second baseman, who puts him out at first base, nevertheless allowing the runner to reach second, the number five is written in the corresponding square.

	5
	BB5
43	

Runner called out

Example 30: If, with a runner on first base and another on second, the batter (fourth in the batting order) hits to the shortstop, who throws to second in time to put out the runner, we will note the other runner's arrival on third base with the number four, while the batter's arrival on first base is by fielder's choice. This is because the runner advanced on the hit (clearly, the shortstop realized he had no time to put out the runner, otherwise he would have thrown to third base), while the batter reached first base because the defense preferred to put out a more advanced runner.

4	7
64	BB2
	06



Advancing on an error

If one or more runners advance beyond the bases they had legally reached thanks to an error committed against the batter or another runner, their advance is recorded in the box corresponding to the base reached by noting in parentheses the batting order number of the batter or runner against whom the error was committed.

(2)	2
	BB5
	↑
	E5T

Example 31: With a runner on first base the batter hits towards the third baseman, who muffs an assist to first base, enabling the batter to reach second base and the runner to reach third. The runner's arrival on second base is recorded with the number two, without parentheses, since he reached it on the play (the runner would have reached the base even if the throw by the third baseman had been perfect), and the runner's arrival on third base is noted with the number two in parentheses, as the base was reached thanks to the error committed against the batter who was second in the batting order.

≠9	
(5)	
	PO ⁶
	e1T
	BB5

Example 32: With a runner on first base and another on third, the pitcher tries to pick off the runner on first base, but muffs the throw.

Thanks to this error, the runner on third scores a run and the runner on first base advances to second.

The advance by the runner on third base is scored with the number five in parentheses, since he took advantage of the error against the runner who was fifth in the batting order; in this case the arrival of the hindmost runner on second base is considered to have been due to an extra base error. For this runner we mention the number of the player at bat at the time of the error in the upper corner of the base square.

ATTENTION: If a decisive error is committed with two men out, no advances are considered to have been on hits, and all numbers are in parentheses, since if the play had been correct there would have been three putouts and no one would have been able to advance. If any fielder commits a catching error, any advances are recorded in parentheses, provided that the scorer does not consider that the runner could have advanced if the fly ball had been caught correctly.



Offense

3-35

Example 33: With runners on first and second and less than two outs, the batter hits a ground ball to the third baseman, who muffs the catch, enabling all runners to reach base safely. In this case the advances are not recorded with parentheses because, despite the error, it is assumed that the third baseman would not have been able to play for anyone other than the batter-runner.

The runners would have reached base safely even with a correct play.

But

3	2
	BB1
	3
	BB2
	E5

Example 34: If it is judged that the third baseman could more easily have played for the runner on second base, the action is recorded in this example, but even here there are no parentheses for the runner on third base, and the batter-runner is recorded as having reached first on fielder's choice.

3	2
	BB1
	E5
	BB2
	O5



Advancing on interference

The batter becomes a runner and is entitled to first base without liability to be put out (provided he advances to and touches first base) when ... the catcher or any fielder interferes with him [OBR 5.05(b)(3)].

	2
	BB2
	INT

Example 35: When runners are forced to advance because of interference, it is recorded with the batting order number of the batter.

Any runner who, having been awarded first base for interference, refuses to advance, is called out and charged with a time at bat.

WP7	SB7
	7 5
	INT

Example 36: As a rule, once the catcher interferes with the batter and the umpire has called interference, the ball is dead, the batter is awarded first base and no runners may advance unless forced.

PB4	7 8
4	
SF9	

Example 37: With less than two out and a runner on third base the batter, despite interference, succeeds in hitting a deep fly ball, allowing the runner to score. The manager of the offensive team, once the action is completed, can choose whether to keep the run and let the batter be called out or ...

PB4	7 8
	INT

Example 38: to keep the runner on third base and the batter on first.

Offense

3-37

Example 39: The first batter hits a single.

The second is awarded a base on balls and forces the runner to second base.

The catcher interferes with the third and forces the other two to advance.

Bases are now full.

All runners' advances are legal.

The fourth batter is struck out.

The fifth hits an infield fly which is called by the umpire.

The sixth also suffers interference. The first batter scores the run. This is recorded by the batting order number of the batter concerned.

If, despite the interference, the batter succeeds in hitting the ball and creating a play with runners on bases, the umpire will call attention to the irregularity and let the action continue.

Once the action has finished the manager in question may choose to forgo the penalty for interference or accept the situation that resulted from the hit.

3	2
6	7 7
6	3
	BB1
	6
	INT
KL	3
IF5	
	INT

Example 40: With a runner on second base, the catcher interferes with the batter as he bunts the ball, which allows the runner to advance.

After the batter is put out at first base, the manager has the option to choose whether to accept the situation that was created after the sacrifice or ...

2	e8
	7 8
SH	13

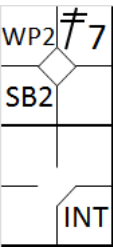
Example 41: to bring the runner back to second and the batter-runner to first.

	e8
	7 8
	INT



Rule 5.05(b)(3) of the OBR provides that, if a fielder interferes with the batter and a runner on third base attempts to score by a steal or a squeeze, the runner scores and the batter is awarded first base (also OBR 6.01(g)).

Rule 5.06(b)(3)(D) of the OBR states that any other runners present may advance only if, at the time of the interference, they were attempting to steal a base.



Example 42: While the runner on third base runs towards home base to take advantage of the squeeze by his colleague in the box, the catcher interferes with the batter.

The ball is dead and a run is scored.

The batter-runner is awarded first base. The runner, who is already committed, is awarded a stolen base.

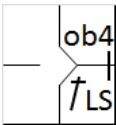


Advancing on obstruction

If a play is being made on the obstructed runner ... the ball is dead and all runners shall advance, without liability to be put out, to the bases they would have reached, in the umpire’s judgment, if there had been no obstruction. The obstructed runner shall be awarded at least one base beyond the base he had last legally touched before the obstruction. Any preceding runners, forced to advance by the award of bases as the penalty for obstruction, shall advance without liability to be put out [OBR 6.01(h)(1)].

For the runner who was interfered with we write “ob” (lower case) followed by the number of the fielder who committed the offense. This is considered an extra base error. For any other runners who advance, the batting order number of the obstructed runner is written in parentheses.

Example 43: the batter-runner hits a single to the left side and tries to reach second base. The second baseman is in his way and the umpire awards him the base.



Other advances

Balk

A **BALK** is an illegal act by the pitcher with a runner or runners on base, entitling all runners to advance one base [OBR Definition of Terms].

BK3	2
	77
	bk3
	BB1

Example 44: The abbreviation used for an advance on a balk is “BK” followed by the batting order number of the player at bat at the time of the balk. If there is more than one runner on base, “BK” (upper case) is used for the lead runner and “bk” (lower case) for the subsequent runners.

Wild Pitch

A **wild pitch** is one so high, so low or so wide of the plate that it cannot be handled with ordinary effort by the catcher [OBR Definition of Terms]

RC	
WP8	
	wp8
	BB1

Example 45: The abbreviation used for a wild pitch is “WP” followed by the batting order number of the player who is on the plate at the time of the wild pitch.

The official scorer shall charge a pitcher with a wild pitch when a legally delivered ball is so high, so wide, or so low that the catcher does not stop and control the ball by ordinary effort, thereby permitting a runner or runners to advance.

The official scorer shall charge a pitcher with a wild pitch when a legally delivered ball touches the ground or home plate before reaching the catcher and is not handled by the catcher, thereby permitting a runner or runners to advance [OBR 9.13(a)].

If more than one runner advances on a wild pitch, the abbreviation “WP” (upper case) is used for the lead runner, with “wp” (lower case) for the subsequent runners.



Offense

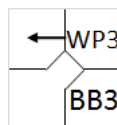
3-41

EXCEPTION: Example 46: In the event that *the third strike is a wild pitch, permitting the batter to reach first base, the official scorer shall score a strikeout and a wild pitch* [OBR 9.13(a)].

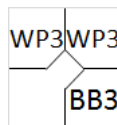
The abbreviation “WP” (upper case) along with a “K” for strikeout (followed, naturally, by the cumulative number of the strikeout for that pitcher) should be used for the batter. The abbreviation “wp” (lower case) is used for any runners who advance.



Example 47: If a runner advances more than one base on a wild pitch, an arrow is used to indicate the continued advance.



Example 48: If a runner advances more than one base on more than one wild pitch to the same batter, the abbreviation “WP” is used for each wild pitch.



The official scorer shall not charge a wild pitch [...] if the defensive team makes an out before any runners advance. For example, if a pitch touches the ground and eludes the catcher with a runner on first base, but the catcher recovers the ball and throws to second base in time to retire the runner, the official scorer shall not charge the pitcher with a wild pitch. The official scorer shall credit the advancement of any other runner on the play as a fielder's choice. [OBR 9.13 Comment]

Passed ball

A passed ball is a statistic charged against a catcher whose action has caused a runner or runners to advance [OBR 9.13].

The official scorer shall charge a catcher with [...] a passed ball when the catcher fails to hold or to control a legally pitched ball that should have been held or controlled with ordinary effort, thereby permitting a runner or runners to advance [OBR 9.13(b)].

The abbreviation to be used in the event of an advance on a passed ball is “PB” followed by the batting order number of the player who is at bat at the time of the passed ball.



PB9	7	9
	pb9	
		BB1

Example 49: In the event that more than one runner advances, the abbreviation "PB" (upper case) is used for the lead runner and "pb" (lower case) for subsequent runners.

EXCEPTION: As in the case of wild pitches, the abbreviation "PB" (upper case) along with "K", plus the pitcher's strikeout number, is used for the batter, should he reach first base when the catcher fails to catch the third strike. The abbreviation "pb" (lower case) is used for the runners. All other comments made for wild pitches apply also to passed balls.

NOTE: "Ordinary effort" for the catcher means that he should be able to catch and hold the pitched ball in the position delimited by the arc he can make with his glove, in the squatting position as he waits for the ball.

	PB5
	7

In the example 50, the runner reaches second after the ball pitched to the fifth batter is missed.

pb5	PB5
	7
	KS ₁
	PB

Example 51: As the game continues the same runner takes advantage of a further passed ball to advance to third base, and at the same time the batter reaches first base safely.

For this latter phase the abbreviation "PB" (upper case) is recorded in the first base box, while "pb" (lower case) is used to signal the runner's arrival on third base.

Fielder's choice

FIELDER'S CHOICE is the act of a fielder who handles a fair grounder and, instead of throwing to first base to put out the batter-runner, throws to another base in an attempt to put out a preceding runner. The term is also used by scorers

- a) *to account for the advance of the batter-runner who takes one or more extra bases when the fielder who handles his safe hit attempts to put out a preceding runner;*
- b) *to account for the advance of a runner (other than by stolen base or error) while a fielder is attempting to put out another runner; and*
- c) *to account for the advance of a runner made solely because of the defensive team's indifference (undefended steal) [OBR Definition of Terms].*

Occupied ball

The abbreviation "O" is usually used to confirm that the batter-runner's advance to first base occurred as a result of the fielder's choice to put out a preceding runner. **An essential prerequisite is that, during the action, the chosen runner is put out or saved only by an error.**

In fact, "occupied ball" always follows a fielding chance, whether the outcome is a putout or an error.

The "O" for "occupied ball" is followed by the number of the fielder who, once the hit ball has been recovered, initiates the alternative play.

Example 52: The "O6" noted in the first base square clearly indicates that if the shortstop had played for the batter-runner, he would certainly have been put out.

64	
	BB1
	O6

	6E4
	BB1
	O6

Example 53: The forced runner reaches base safely thanks to a catching error by the second baseman receiving a throw from the shortstop. In both cases the occupied ball notation is used after a fielding chance.

2	
3	76
86	
	79
	SF O8

Example 54: With less than two out and runners on first and third, the third batter hits a fly ball to the center fielder, who muffs an easy catch.

While the lead runner scores, the outfielder recovers the ball and assists the shortstop in putting out the next runner, who is forced to advance by the error.

Since OBR 9.12(d)(4) states that no error is charged when a runner is subsequently forced out, the batter-runner's advance to first base is recorded as an occupied ball.

The sacrifice fly in the example indicates that the run would have been scored even without the outfielder's error.

2	
e8	76
86	
	79
	O8

This is not the case for the example 55, where the absence of any notation of the sacrifice fly and the error for the arrival on home base demonstrates clearly that without the error no run would have been scored [OBR 9.12].

Offense

3-45

Example 56: With no men out and bases full, the third baseman recovers the ground ball hit by the fourth batter and, after touching his base, assists the second baseman in closing the double play.

The batter-runner’s advance to first base is noted with the “occupied ball” symbol, along with “GDP” for grounded into double play.

The first runner’s advance is entirely legal although the run cannot be counted as having been batted in.

3	2
4	KS ₁ WP
5	3
	1
54	
	BB1
	GDP O5

Example 57: The batter-runner, after having reached first base on fielder’s choice, takes advantage of the ongoing rundown play to continue to second.

This additional advance is noted with an arrow.

25 65	PB2
	KS ₁ WP
	↑ O2

In the examples given hitherto, the symbol for “occupied ball” has only been used to account for a batter-runner’s advance to first base. We shall now look at how it may be used to account for advances by base runners.

Example 58: The first batter reaches base thanks to a bungled catch by an outfielder, and is forced to second when the next batter hits a single.

On a batted ball from the third batter, the shortstop assists the third baseman in putting out the first runner.

In this case also, the way the action developed gave the scorer the absolute certainty that the fielder could have put out the runner who was forced to second, rather than the first runner. For this reason, the runner’s advance to second base is recorded as a fielder’s choice, rather than with the batting order number of the batter.

65	2
	E8F
	O6
	1
	4
	O6



2	†9
21	
O2	T75
	†7
	KS1
	O2

There is another kind of occupied ball, as in “KO2”.

Example 59: With runners on second and third, the catcher drops the third strike but recovers it in time to assist the pitcher to put out the runner who has just left third base.

The batter-runner arrives safely on first base, as indicated by “KS₁ O2” (assuming that this is the first strikeout for the current pitcher).

The advance by the runner on second is noted with ‘O2’ as the provision of rule 9.13(b) Comment.

†9	
E5	
	O5

Example 60: The batter hits a ground ball to the third baseman, who tags the runner on third as he tries to retouch base.

In the encounter, however, the ball is dropped and the umpire calls “Ball on the ground”. The runner on third returns safely to the base and the third baseman is charged with an error.

The error is decisive and must be noted in small characters in the third base square.

This type of error will always be encountered on third or second base, and should not be confused with an error that prolongs a time at bat which, although it is recorded in the same manner, is written in the first base square.

ATTENTION: To account for a runner’s advance on a fielder’s choice rather than on a hit, the scorer must be absolutely convinced that an alternative play on that player would have led to his being put out.

Defensive Indifference

The notation “O/” is used to account for any advance by a runner at the choice of the defending team. “O/” is followed by the identifying number of the fielder who made the choice.

According to OBR 9.07(g): *"The official scorer shall not score a stolen base when a runner advances solely because of the defensive team's indifference to the runner's advance. The official scorer shall score such a play as a fielder's choice."*

Comment: The scorer shall consider, in judging whether the defensive team has been indifferent to a runner's advance, the totality of the circumstances, including the inning and score of the game, whether the defensive team had held the runner on base, whether the pitcher had made any pickoff attempts on that runner before the runner's advance, whether the fielder ordinarily expected to cover the base to which the runner advanced made a move to cover such base, whether the defensive team had a legitimate strategic motive to not contest the runner's advance or whether the defensive team might be trying impermissibly to deny the runner credit for a stolen base. For example, with runners on first and third bases, the official scorer should ordinarily credit a stolen base when the runner on first advances to second, if, in the scorer's judgment, the defensive team had a legitimate strategic motive – namely, preventing the runner on third base from scoring on the throw to second base – not to contest the runner's advance to second base. The official scorer may conclude that the defensive team is impermissibly trying to deny a runner credit for a stolen base if, for example, the defensive team fails to defend the advance of a runner approaching a [...] statistical title. (Example 61)

2	
	E8F
	SB3
	79



2	
	E8F
	³ O/2
	7 9

Example 62: Despite having seen that the runner on first is attempting to steal a base, the catcher makes no attempt to oppose it. The official scorer judges that there is no legitimate strategic motive not to make the throw, so it is a defensive indifference (undefended steal). The runner advances to second and the play is therefore recorded with “O/2”.

# 9	
O/2	
O/2	SB3
	BB1
<div><div>KS</div><div>23</div><div>1</div></div>	

Example 63: With runners on second and third, the catcher drops the third strike.

He succeeds in recovering it and putting out the batter-runner, but the other runners reach base safely.

According to rule 9.12(f)(2) this will be scored as a fielder’s choice.

When the catcher recovers the ball after a wild pitch or passed ball on the third strike, and throws out the batter-runner at first base, or tags out the batter-runner, but another runner or runners advance, the official scorer shall score the strikeout, the putout and assists, if any, and credit the advance of the other runner or runners on the play as a fielder’s choice [OBR 9.12(f)(2)]

The official scorer shall not charge a passed ball if the defensive team makes an out before any runners advance. For example, (...) if a catcher drops a pitch, for example, with a runner on first base, but the catcher

# 9	
O/2	
O/2	SB3
	BB1
	KS ₁ E2T

recovers the ball and throws to second base in time to retire the runner, the official scorer shall not charge the catcher with a passed ball. The official scorer shall credit the advancement of any other runner on the play as a fielder’s choice. [OBR 9.13 Comment].

Example 64: It follows that the fielder’s choice would also be used when, in a similar action, the batter-runner reaches base safely on “KS E2T” or “KS E2E”.



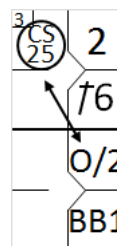
IMPORTANT: As a general rule, a runner's advance on a hit or a put out is recorded with the batting order number of the batter. An advance on an error committed against the batter or another runner is recorded with the batting order number of the batter, if the runners would have advanced anyway. When a runner's advance should not have happened thanks to an error, write the number of the batter or runner in parentheses.

Another action where the symbol "O/" would be used is when, in the course of multiple attempts to steal (simultaneous or not), one of the runners is put out (or reaches base safely on an error), while the others reach the next base. To account for these latter advances, the symbol "O/" is used, followed by the number two, if the defensive play was initiated by the catcher, or one if it was initiated by the pitcher.

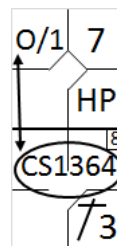
Example 65: The attempted steal fails because of the putout on third base. The other runner's advance is therefore annotated with the symbol "O/2".

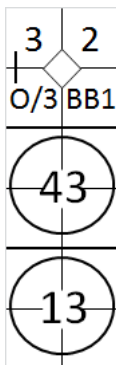
The same notation would be made even if the putout had failed because of an error.

Put an arrow between the attempted steal and the O/2 to show that it happened during the same play.



Example 66: The runner on first base is put out in a rundown play following a pickoff. The symbol "O/1" records the other runner's advance to third base.





Example 67: There is one man out and a runner on second base.

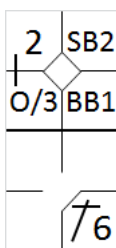
The ground ball to the infield by the third man in the line-up is run down and recovered by the pitcher, who quickly assists the first baseman to make a very close putout of the batter-runner.

In the headlong rush the first baseman hits his foot hard against the base and is seriously hurt.

The incident prevents him from stopping the runner from advancing, and the runner subsequently runs home.

It should be noted that the umpire, after having called out the batter-runner, did not feel it necessary to suspend the game, not having noticed any reason to blame any particular player.

The example clearly shows the runners' advances according to the various phases of the game from which they originated: the advance to third on a hit and the continuation to home base due to the fielder's indifference (in this case he was not in a position to check the advance, and it was certainly not through his own technical failings or errors).



Example 68: With no men out and second base occupied, the pitcher deflects the ground ball hit by the batter, forcing the shortstop who was running up to intervene, off course.

The shortstop nevertheless recovers the ball and throws to first base, where the batter-runner arrives safely.

The first baseman, considering the decision unfair, strenuously contests the umpire's decision, ignoring the fact that the lead runner takes the opportunity to run home. This advance, which is entirely legal, is recorded with "O/3" as it was determined by the first baseman's **indifference**.

It may happen that, during an appeal play, as the ball is live and in play, one or more runners take advantage of the action to run to the next base. Such advances should also be recorded with the O/ symbol, followed by the number of the fielder who was the focus of the appeal play.



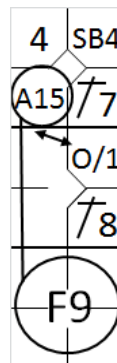
Offense

3-51

Example 69: With no men out and runners on first and third, the fifth batter hits a fly ball to the right field, allowing the runner on third to score.

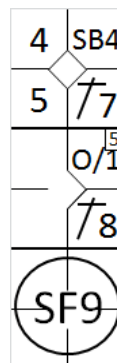
Before making the first pitch to the next batter, the defense appeals on the grounds that he left the base early.

In the course of the appeal, which is upheld by the umpire concerned, the runner on first advances to second: "O/1". Also note the double play and the arrow to connect the appeal with the indifference.



Example 70: This differs from the previous example only in that the appeal is overturned. The run counts, the runner on first advances with "O/1" and the fifth man in the line-up is credited with a sacrifice fly.

NOTE: Unlike the frequent cases in which the notation "O/" is used to account for advances which it is not possible under the rules to consider "stolen", all other advances for which "O/" is used must have the circumstances noted in the appropriate place on the score card.



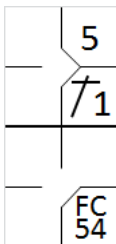
Fielder's choice

"FC" is also used in the first base square to indicate that the batter-runner's advance to first was as a result of fielder's choice. Unlike the occupied ball notation, however, which is always preceded by one or more fielding chances, **"FC" is used when the alternative play, despite being correctly executed by the defense, does not result in a putout.**

Therefore, fielder's choice shall not be considered as a fielding chance (defensive opportunity).

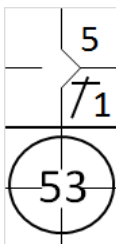
The notation to use is "FC" followed by two numbers, the first representing **the fielder** who initiated the play and the second identifying **the base** towards which he threw.



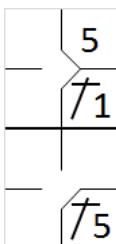


Example 71: The infield ground ball is recovered by the third baseman who chooses to play for the forced runner, and fails to make the putout.

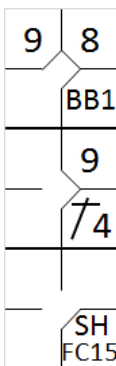
This also indicates that when an infield ground ball is recovered by the second baseman, who chooses to play for the forced runner and throws to the shortstop, but fails to make the putout, we score FC 44 for the batter (the first 4 is the fielder who initiated the play and the second 4 is the base towards he threw).



The notation "FC" in the first base square indicates that a play for that base would have led to the batter-runner being put out, as demonstrated in the example 72.



Example 73: In the event that the scorer is not convinced that the batter would have been put out on first base, the result would be a safe hit.



Example 74: With first and second bases occupied, on a bunt by the ninth batter the pitcher tries unsuccessfully to put out the forced runner on third, thus giving the batter-runner the opportunity to reach first base.

Offense

3-53

Example 75: If, in the action described above, the lead runner had been put out (or had reached base safely on an error by one of the two fielders who took part in the action), the batter-runner’s arrival on first base would have been recorded as an “occupied ball”.

15	8
	BB1
	O1
	74
	O1B

The example 76 shows what happens when there is no opportunity to retire any of the runners.

9	8
	BB1
	9
	74
	71B

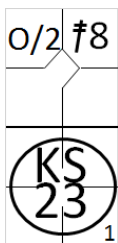
ATTENTION: When, in such a play, the scorer judges that the defense would not have been able to make any other putouts, including the batter-runner, the batter-runner must be credited with a safe hit.

Example 77: The seventh batter swings at the third strike, which is missed by the catcher. Despite recovering the ball in time to make the putout on first, the catcher tries to put out the runner who left his base on the passed ball. The runner reaches base safely.

PB7	78
	KS1
	FC25

The advance to third occurs on a passed ball, while the batter-runner’s advance to first is recorded as “FC”, preceded by the strike and the cumulative strikeout number, and followed by the number of the catcher who made the throw and the number of the base to which the alternative play was made.





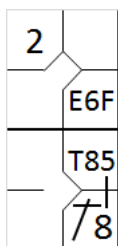
The example 78 shows the effects of a successful play for first base. No passed ball is charged to the catcher, because of the out.

Throw

This is generally used to account for an advance by a runner (including the batter-runner) who, reaching base on a batted ball, takes advantage of a play on a preceding runner to advance.

Over and above the definition given above, it may be stated that such additional advances are always caused by throws from the outfield into the diamond.

The notation to use is “T” followed by two numbers, the first representing the **fielder** who made the throw and the second identifying the **base** towards which he threw.



Example 79: After a single that enables the runner to advance two bases, the batter takes advantage of a throw by the center fielder to third base to continue to the next base.

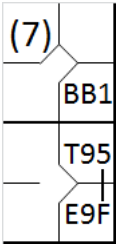
His arrival on second base is recorded with a “T” followed by the number identifying the center fielder (8) who threw the ball, and that of the base to which the ball was thrown, i.e. third base (5), regardless of whether the base was being covered by the third baseman or the shortstop.

The scorer must observe the batter-runner’s progress carefully to determine whether he reached the additional base on the hit (in which case he is awarded a double) or on fielder’s choice.

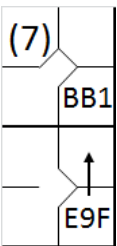
Offense

3-55

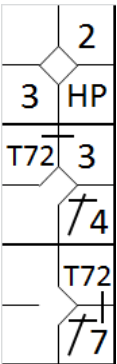
Example 80: In the example the batter-runner takes advantage of a throw by the outfielder to advance to second,



while in the example 81 the same advance is a direct consequence of an error.



Example 82: On the hit the lead runner scores, while the other runner and the batter-runner both reach an extra base when the outfielder throws to home base in the dubious attempt to prevent a run from being scored.



Stolen bases

The official scorer shall credit a stolen base to a runner whenever the runner advances one base unaided by a hit, a putout, an error, a force-out, a fielder's choice, a passed ball, a wild pitch or a balk [OBR 9.07].

The abbreviation for stolen base is "SB" followed by the batting order number of the player at bat at the time of the stolen base. The stolen base occurred when the pitcher was still making his wind-up, and the runner reached the next base before or during the pitch was made.

When a hit is made to fair territory during an attempted steal, regardless of whether the hit is safe or other developments intervene, the runner's advance must be considered as being made on the hit, rather than being a stolen base. The same applies to forced runners, when the batter is awarded first base on a base on balls, hit batter, interference or obstruction.

An attempt to steal must be made in the window of time that begins with the pitcher on the mound, and ends when the ball is dead, or is once again in possession of the pitcher on his plate.

78	
SB3	
	BB1

Example 83, if, with runners on first and third, the catcher throws to first in an attempt to catch the runner off base, and the runner on third takes advantage of this to reach home base, the latter runner must be credited with a stolen base.



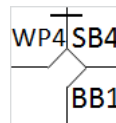
Offense

3-57

A stolen base must also be awarded in the following cases:

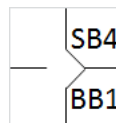
- a) *When a runner starts for the next base before the pitcher delivers the ball and the pitch results in ... a wild pitch or passed ball [OBR 9.07(a)].*

Example 84: If the runner succeeds in advancing just one base, he should be credited with a stolen base. If he succeeds in advancing an additional base, he should be credited with a stolen base for the first base, and a wild pitch or passed ball for the additional base.

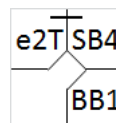


- b) *When a runner is attempting to steal, and the catcher, after receiving the pitch, makes a wild throw trying to prevent the stolen base [OBR 9.07(b)].*

Example 85: In this case a stolen base is credited to the runner, and no error is charged to the catcher,

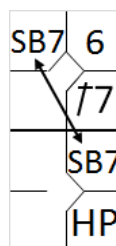


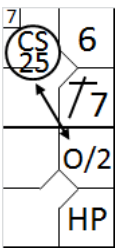
Example 86: ... unless the runner succeeded in advancing an additional base, in which case the catcher should be charged with an extra base error.



- c) *When a runner, attempting to steal, or after being picked off base, evades being put out in a run-down play and advances to the next base without the aid of an error [OBR 9.07(c)].*
- d) *If another runner also advances on the play, the official scorer shall credit both runners with stolen bases [OBR 9.07(c)].*

Example 87: All of these runners should be credited with stolen bases.





Example 88: ...unless one of them is put out (or would have been put out but for a fielding error), in which case the other runners are credited with a fielder's choice.

In this case, put an arrow between the two notations to indicate that caught stealing and fielder's choice occurred in one play.

e) If a runner advances while another runner, attempting to steal, evades being put out in a run-down play and returns safely, without the aid of an error, to the base he originally occupied [OBR 9.07(c)].

In this case the runner is credited with a stolen base. If the other runner is put out, however, the runner who advanced is credited with a fielder's choice (O/.).

CATCHERS	PB	SB	CS
MADISON Tim		3	1
JONES Peter		1	1
TOTALS		4	2

Every stolen base is credited to the runner who stole the base, and this is done by scoring a vertical stroke in the appropriate column on the offensive score sheet, next to the player's name. The same notation is used in the catcher's table (stolen bases conceded), provided that the fielder on home base

had the opportunity to oppose the action, or that, at the time of the attempted steal, a legal pitch was delivered.

In the event that a stolen base is credited as a result of being picked off base, the stolen base should be credited to the pitcher. Write the name of the pitcher in a colored row of the catcher box and put a vertical stroke behind this name. By doing this the sum of the stolen bases will be the same as the sum of stolen bases in the offense information.



Stolen bases should not be credited in the following cases:

- a) *When a runner is tagged out after oversliding a base, while attempting either to return to that base or to advance to the next base [OBR 9.07(e)].*

The runner is “caught stealing” instead.

ATTENTION: If the runner overruns the base he was attempting to steal and is tagged out, he is charged with the stolen base and called out.

- b) *When in the scorer’s judgment a runner attempting to steal is safe because of a muffed throw [OBR 9.07(f)].*

Example 89: In this case the runner is charged with “caught stealing”, an error is charged to the fielder who muffed the throw and an assist and the caught stealing are credited to the fielder who made the throw.

		CS	6
		2E	4
		T	6

- c) *The official scorer shall not score a stolen base when a runner advances solely because of the defensive team’s indifference to the runner’s advance [OBR 9.07(g)].*

Example 90: Despite having seen that the runner on first is attempting to steal a base, the catcher makes no attempt to oppose it. The official scorer judges that there is no legitimate strategic motive not to make the throw, so it is a defensive indifference (undefended steal). The runner advances to second and the play is therefore recorded with “O/2”. This is also explained in OBR [9.07(g) Comment].

2	
	E8F
	O/2 ³
	T9

If the catcher does not try to put out the runner attempting to steal but instead attempts another play, such as throwing to the pitcher or the second baseman who has come forward, or to the third baseman, with a view to picking off the runner on third base or making him advance, a stolen base is credited to the runner who advanced.

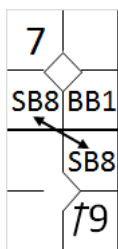
Unless the attempt to make the runner on third advance succeeds and he is put out, in which case a caught stealing is credited to the runner on third base, and a fielder’s choice to the runner who reached second.



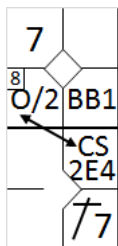
NOTE: If the runner did not try to advance but was put out returning to third base, he is not charged with “caught stealing”.

ATTENTION: When a rundown play fails without any errors being committed, and the runner returns to the base he previously occupied, nothing is recorded on the score report. If, on the other hand, the runner returns because of an error, the assist, the error and caught stealing must all be noted.

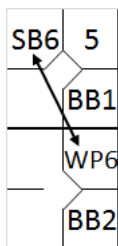
At this point, it is worth concluding the section on stolen bases with some specific examples.



Example 91: With first and third bases occupied the runner on first tries to steal second base. The catcher throws to second in an attempt to put him out. The runner on third, seeing this, sets off to steal home base. If the runner who tried to steal second base also reaches base safely, both runners are credited with stolen bases.



Example 92: If, on the other hand, the runner who tries to steal second is put out (or would have been put out if not for an error), he is charged with “caught stealing”, and the other runner’s run is counted as a fielder’s choice.

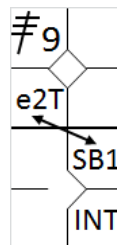


Example 93: With runners on first and second, the runner on second base tries to steal third. The pitch turns out to be wild and in consequence the runner on first reaches second. In this case a stolen base is credited to the runner who reached third base, and an advance by wild pitch is credited to the other runner, who would not have reached second base without it.

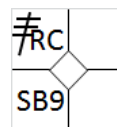
Offense

3-61

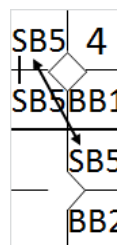
Example 94: With runners on first and third, the runner on first base tries to steal second. The catcher muffs his throw to second and the runner on third takes the opportunity to score a run. The runner on first base is credited with a stolen base, and the advance by the runner on third is put down to an extra base error by the catcher.



Example 95: The runner on third is trapped between third and home base, but succeeds in reaching home base safely without any errors being committed by the defense. He is credited with a stolen base.



Example 96: With runners on first and second, there is a double steal. The catcher, rather than playing for the runner on second, plays for the runner on first, and when he throws the preceding runner scores. The advance to home base is also a stolen base, and the connecting line indicates the continuity of action.



Caught stealing

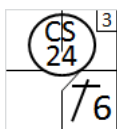
The official scorer shall charge a runner as “caught stealing” if such runner is put out, or would have been put out by errorless play, when such runner [OBR 9.07(h)]:

- 1) *Tries to steal;*
- 2) *Is picked off a base and tries to advance (any move toward the next base shall be considered an attempt to advance); or*
- 3) *Overslides while stealing*

Comment: *In those instances where a pitched ball eludes the catcher and the runner is put out trying to advance; the official scorer shall not charge any “caught stealing”. The official scorer shall not charge any caught stealing when a runner is awarded a base due to obstruction or when a runner is called out due to interference by the batter.*

The official scorer shall not charge a runner with a caught stealing if such runner would not have been credited with a stolen base had such runner been safe (for example, when a catcher throws the runner out after such runner tries to advance after a ball that had eluded the catcher on a pitch) (a wild pitch or a passed ball).

The notation for “caught stealing” is “CS” followed by the numbers of the players who made the assists and putout. The assist is very often, but not invariably, by the catcher, as can be seen in the following examples. To the abbreviation CS we add in the corner the batting order number of the player at bat at the time of the caught stealing.



Example 97: The runner on first is caught stealing by an assist from the catcher to second base, while player three of the batting order is at bat.

Offense

3-63

Example 98: The runner on first base is picked off by an accurate throw by the pitcher. He consequently tries to advance, but he is put out by the second baseman on an assist by the first baseman. Assists are credited to the pitcher and the first baseman, and a putout is credited to the second baseman. In this case, no caught stealing is credited to the catcher but to the pitcher. Write the name of the pitcher in a colored row of the catcher box and put a vertical stroke behind this name. By doing this the sum of the stolen bases will be the same as the sum of stolen bases in the offense information.

CS	3
134	
	76

Example 99: When the runner on first base is picked off by an accurate throw by the pitcher, he consequently tries to advance and then returns to first base where he is put out by the first baseman, we write down the complete action. In this example, assists are credited to the pitcher and the first baseman and the shortstop, and a putout is credited to the first baseman. In this case, no caught stealing is credited to the catcher but to the pitcher.

CS	3
1363	
	76

Example 100: When the runner returns to first base safely due to a catching error of the first baseman, we have to write the error as it prolongs the presence of the runner on base [OBR 9.12]. Assist will be credited to the pitcher, the first baseman and the shortstop and an error is credited to the first baseman as well. Credit the Caught Stealing to the pitcher.

	4
CS136E3	
	76

Example 101: **ATTENTION:** If a runner tries to steal home base and is put out by the catcher, catching a regular pitch by the pitcher, the pitcher is not credited with an assist.

#8	
CS	
2	

Example 102: The pitcher, realizing the runner's intention in time, gets down from the plate and throws to the catcher. He is credited with an assist.

#8	
CS	
12	

The scorer must therefore pay close attention to the behavior of the pitcher where there is an attempt to steal home base.



7	CS	6
2	E5	
		7
		O/2
		HP

Example 103: With runners on first and second, there is a double steal. The catcher plays for the runner on third, but as the third baseman muffs the throw, the runner is safe on third base. Credit an assist for the catcher and an error for the third baseman on the caught stealing play for the runner from second to third and a fielder's choice to the runner from first to second.

7	CS	6
2	E5	
		7
		(5)
		HP

Example 104: With runners on first and second, the runner from second is stealing third base. The catcher makes a good throw, but the third baseman muffs the throw. Seeing the third baseman making an error, the runner from first decides to advance to second base (so not simultaneously with the runner from second). Credit an assist for the catcher and an error for the third baseman on the caught stealing for the runner to third and place the number of the batting order for the lead runner in parentheses in the second base square of the latter runner.

	CS	3
	24	
		BB1

Example 105: With a runner on first base, the batter tries for a sacrifice bunt and fails to contact the ball. The runner, who had already begun to run for second base, tries to return but is put out on an assist by the catcher. In this case also, the reason for the caught stealing should be recorded in the notes.

	CS	6
	E1	T
		7

Example 106: A runner on first base, after being surprised by a pick-off, starts to advance to second base, which is seen as an attempt to steal. With an unquestionable opportunity for the defensive to put out the runner, the pitcher makes a bad throw which cannot be caught by the first baseman. As a result the runner reaches second base safely.

	CS	6
	E1	T
		7

Example 107: In case the runner starts to advance to second base, but returns to first base safely, we still have to write the error since it prolongs the time on base for that runner. Write the error between first and second base.

Particular advances

There are specific situations of play, largely concerning batters, in which the umpire, in application of the provisions of rules 5.06(c)(7), 5.06(c)(8), 5.09(a)(14) and 5.06(b)(3)(C) of the OBR, calls “dead ball” and advances all runners to the next bases.

Ball lodges in the umpire’s or catcher’s mask or paraphernalia

The ball becomes dead and runners advance one base, or return to their bases, without liability to be put out, when ... a pitched ball lodges in the umpire’s or catcher’s mask or paraphernalia, and remains out of play; runners advance one base [OBR 5.06(c)(7)].

The same rule states that if the pitch is the third strike with two outs or the fourth ball, the batter is also awarded first base. If less than two outs and the pitch is the third strike, the batter is out.

Example 108: With first and second bases occupied, and one ball and one strike to the batter, the wild pitch lodges in the catcher’s mask, and the runners advance one base while the batter remains in the box to play out his turn.

He is awarded a ball or a strike depending on the umpire’s call. The advances are recorded with the abbreviation for wild pitch.

WP3	2
	HP
	wp3
	$\overline{7}$

It is also possible the ball lodges in the catcher’s mask after a passed ball; in this case use the symbol for passed ball.

Example 109: With two out, third and first bases occupied and two balls and two strikes to the batter.

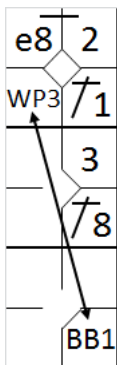
The pitched ball, a wild pitch or a passed ball, lodges in the umpire’s clothing and is called the third strike.

The batter is therefore awarded first base and the runners are allowed to advance one base. Use the scoring symbol according to the situation for wild pitch or passed ball.

2	
pb3	$\overline{7}$ _{1B}
	pb3
	$\overline{7}$
	KS ₁ PB



ATTENTION: When the pitch in question is judged to be the fourth ball, the batter is awarded a normal base on balls. It follows that any forced advances by runners are considered a consequence of the base on balls.



Example 110: With first and third bases occupied and the count at three balls and one strike, the ball lodges in the umpire's clothing due to a wild pitch or passed ball. In this situation, the pitch is considered the fourth ball and the batter is awarded first base.

The advance by the runner on third base is recorded with "WP" or "PB" as he was not forced and the batter was third in the batting order.

The runner on first base, who would have advanced to second in any case as a result of the base on balls, is marked with the batting order number of the batter, since this is a normal forced advance.

The batter becomes a runner and advances to first on a base on balls, which is also the first by the current pitcher.

Legal pitch touches a runner trying to score

The ball becomes dead and runners advance one base, or return to their bases, without liability to be put out, when ... any legal pitch touches a runner trying to score; runners advance [OBR 5.06(c)(8)].

Rule 6.05(n), which will be examined in more detail later, describes the effects that arise when a runner attempting to steal home base, is hit by a pitched ball while passing through the strike zone. It should be noted that the legal pitch discussed in this rule touches the runner before entering the strike zone.

In this situation, the batter is credited with a ball, the run is scored and the touched runner is credited with a steal.

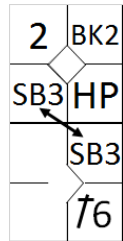


As far as the advances by other runners are concerned, we have to evaluate whether, at the time of the pitch, the offensive team were committed to stealing a base; if so, they should be credited with a steal; if not, their advances are noted in the box of the bases they were awarded with the symbol 'WP' or 'PB',

It is worth noting that when the ball in question is the fourth, the batter is awarded first base and all forced advances by runners are treated as if they had occurred on a base on balls, including a run scored with bases full.

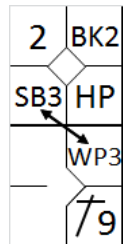
Example 111: In the course of an attempted double steal, the lead runner is touched by the pitched ball before he reaches home base.

As he was clearly in the act of stealing a base, both advances are recorded with the abbreviation "SB".



Example 112: With runners on first and third base, the lead runner is touched by the legally pitched ball before reaching home base.

The run is allowed, the leading runner is credited with a stolen base and the other runner's advance to second base is recorded with the notation "WP" or "PB", depending on the situation.

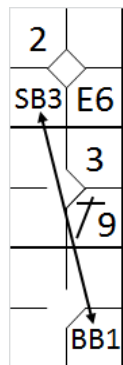


Example 113: With third and first bases occupied, and a full count to the batter, there is an attempted double steal.

The lead runner is touched by the ball before reaching the strike zone.

The run is allowed, the runner who scored is credited with a steal and the batter, as this was the fourth ball, is awarded first base.

This latter event also justifies the second runner's advance, regardless of whether he was already attempting to steal a base (forced advance).



3	(2)
4	7
4	3
	E8F
	4
	HP
	BB1

Example 114: With bases loaded, two out and a full count to the batter, the legally pitched ball slips from the pitcher's hand and hits the runner leaving third base before entering the strike zone.

Given that the pitch is also the fourth ball, all (forced) advances occur as a consequence of the base awarded to the fourth batter regardless of any attempts to steal a base.

Legal pitch touches runner in strike zone while attempting to score

As mentioned earlier, rule 5.09(a)(14) of the OBR states that *with two out, a runner on third base, and two strikes on the batter, the runner attempts to steal home base on a legal pitch and the ball touches the runner in the batter's strike zone. The umpire shall call "Strike Three", the batter is out and the run shall not count; before two are out, the umpire shall call "Strike Three", the ball is dead and the run counts.*

Any advances are recorded with "O/1", except if an attempt to steal was already under way.

2	WP2
SB3	HP
	O/1
	7 9

Example 115: With first and third bases occupied and less than two strikes on the batter, the runner on third is touched by a legally pitched ball while passing through the strike zone.

The umpire allows the run, charges a strike to the batter and awards the other runner second base.

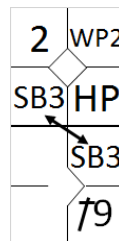
The run counts as "stolen" while the advance to second base is recorded with the abbreviation "O/1".



Offense

3-69

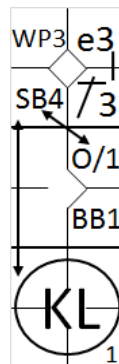
Example 116 starts with the same situation as example 113, but now the second runner was trying to steal the next base: both are credited with a stolen base.



Example 117: With first and third bases occupied, less than two out and two strikes on the batter, the runner on third tries to steal home base but is touched by the ball while passing through the strike zone.

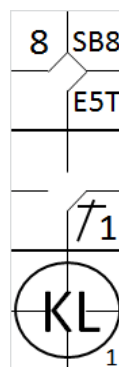
The umpire calls out the batter on the third strike, validates the run and awards the other runner an additional base.

The scorer therefore credits the runner who scored with a stolen base, and notes down the advance to second with the notation "O/1".



Example 118: With first and third bases occupied, two out and two strikes on the batter, the runner on third is touched by the ball in the strike zone as he is trying to score.

The umpire calls out the batter and (as this is the third putout) no run is scored.



A fielder, after catching a fly ball, falls into a bench or stand, or into a crowd when spectators are on the field

Each runner, other than the batter, may without liability to be put out, advance one base when ... a fielder, after catching a fly ball, falls into a bench or stand, or falls across ropes into a crowd when spectators are on the field [OBR 5.06(b)(3)(C)].

The rule states that in such a situation the runners advance one base (the ball is dead). This kind of legal advance is written with the number of the batter who went out for the fly ball. If the scorer judges that the runner on third base would have reached home base had the incident not occurred, the batter should be credited with a sacrifice fly (FSF).

5	WP5
7	7 8
7	6
	7 2
	7
	BB1
FF5	

Example 119: With no men out and bases full, the seventh batter hits a short fly ball into foul territory towards the third base dugout. The fielder makes the catch but falls into the dugout as he does so.

The umpire calls out the batter and all runners advance one base.

Each advance is noted with batters number.

ATTENTION: When the fielder, after catching a foul fly, ends up in the dugout but does not fall, the batter is called out and the ball remains in play.

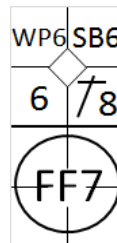


Offense

3-71

Example 120: With no men out and a runner on third, the batter hits a long fly ball into foul territory towards the left fielder who, after making a dash for the ball, succeeds in catching it but falls into the fence, ending up outside the field. The umpire calls out the batter and sends the runner home.

The advance is noted with the batting order number of the batter.



ATTENTION: When, in the scorer's opinion, the hit to the outfield would have enabled the runner to score in any case, he should mark it down as a sacrifice fly, and the run counts as having been batted in.

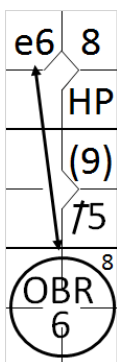
ATTENTION: Given the number and variety of possible causes it is essential, in the event of one of these specific particular advances, to note in the appropriate space on the score report the number of the rule that gave rise to the advance.



Missed infield fly

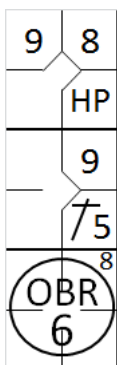
Definition of Terms of the OBR states that when infield fly is called, the ball remains in play and all runners may advance at their peril. It may occur, therefore, that one or more offensive players take advantage of an infield fly that is not caught to advance to the next base. Such advances, which are generally the result of a fielding error, are noted with the abbreviation "e" (extra base error), followed by the position of the fielder who missed the easy catch, in the square corresponding to the lead runner, who is the one who drew the most benefit from the fielding blunder.

Any other runners advance with the batting order number of the batter, in parentheses.



Example 121: With no out and first and second bases occupied, the shortstop misses an easy infield fly by batter number nine, giving the two runners the opportunity to advance one base.

The arrival at third base is annotated with the extra base error by the fielder, while the advance to second is annotated with the batting order number (in parentheses) of the batter.



Example 122: Identical conditions and situation as in the previous example.

The only difference is that the shortstop misses the catch because he was dazzled by the sun (or artificial lights), or thrown off by the wind changing the natural trajectory of the ball.

Given that such phenomena prevent the fielder from playing at his best, the advances by both runners are recorded as being made on the hit.

Runs batted in

According to rule 9.04 of the OBR, a run should be considered as having been batted in (RBI) if the runner who scored was driven to home base by the batter (or scored because of the batter). It follows that a run counts as having been batted in if the runner reached home base because of:

- a safe hit;
- a batted ball that caused the batter or another runner to be put out, but which enabled the runner on third base to score;
- a sacrifice bunt or sacrifice fly;
- a base on balls, or the award of first base for being touched by a pitched ball, or for interference or obstruction (with bases full), which forces the runner on third base over the plate;
- an error being made on a play on which a runner from third base would ordinarily score, before two are out.

ATTENTION: If there are two out, a run scored on a batted ball that led to an error, or following an obstruction with bases full, can never count as a run batted in, since if the error had not been committed the inning would have been over and the run would not have been scored.

A run batted in is recorded in the home base square with the batting order number of the batter who enabled the runner to score.

This batter is credited with a run batted in, in the appropriate square.

Example 123: With runners on first and third bases, the batter hits a double to the right field, enabling both runners to score.

This means that the fourth batter in the batting order is credited with two runs batted in.

≠8	
4	
4	INT
	≠9



#8	
4	
4	
(4)	BB1
	e8
	78

Example 124: With runners on first and third bases, the batter hits a single to the center fielder, who lets the ball run between his legs. Consequently, both runners score and the batter reaches second base.

The run scored by the runner from third base is batted in, as it was scored on the hit.

The run scored by the runner from first base, however, is not a run batted in as it occurred because of the error by the center fielder.

In the example it is judged that the runner from first base would have reached third on the hit alone.

The parentheses around the number four recording the run scored by the second runner indicate that this is not a run batted in, as it was achieved because of an error committed during the fourth batter's time at bat, and not because of his hit.

#8	
6	
(64)	
	BB1
	O6

Example 125: With runners on first and third bases, the batter hits to the shortstop, who puts out the runner from first base with an assist to the second baseman.

The runner from third scores.

This run counts as a run batted in, since it was scored on the batted ball.

Example 126: With bases full the batter is touched by the ball and goes directly to first base, forcing the other runners to advance.

The runner on third consequently scores.

This run is counted as a run batted in, since it was forced by the batter.

The same situation occurs not only when a batter-runner reaches first base on a hit by pitch, but also a base on balls or interference.

2	
4	77
4	3
	79
	4
	BB1
	HP

Offense

3-75

Example 127: With first and second bases occupied, the batter hits a home run, and three runs are scored.

All three runs are batted in, and are credited to the batter (including his own home run).

	6
7	7 8
7	7 9
HR8	

Example 128: With third base occupied, the batter hits a fly ball to the center fielder and is caught out.

The runner on third base leaves after the catch and scores.

The run is batted in and is credited to the batter who hit the sacrifice fly.

7 9	
4	
SF8	

NO RUN BATTED IN is scored because of:

- A fielding error;
- A wild pitch, passed ball or balk;
- A play where *the batter grounds into a force double play or a reverse-force double play* [OBR 9.04(b)(1)];
- A stolen base;
- Fielder's choice (O/).

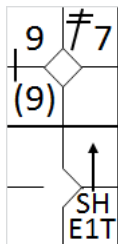
Here are some examples.

Example 129: With a runner on third base, the pitcher delivers a wild pitch, allowing the runner to score.

This run is not batted in. The same applies for a passed ball.

7 8	
WP1	

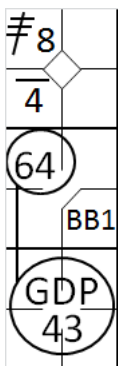




Example 130: With a runner on second base, the batter hits a sacrifice bunt that enables the runner to reach third base.

However, the pitcher, who catches the bunt, muffs his throw to first, enabling the runner to score and the batter to reach second base.

The run is not batted in as it was scored because of an error.



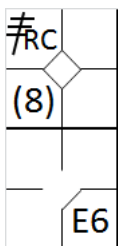
Example 131: With runners on first and third, the batter hits to the shortstop who passes the ball to the second baseman, who in turn puts out the runner from first, then throws to the first baseman, making a double play.

The runner on third scores.

The lead runner's advance is entirely legal although the run cannot be counted as having been batted in, as it was scored on the back of a batted ball that led to a double play.

In this case it is important to remember to note the batting order number of the batter with a stroke above, to show that it is not a run batted in, despite the fact that the advance was

legal.



Example 132: With two out and a runner on third base, the batter hits to the shortstop who bungles the catch, allowing the runner on third to score, and the batter to reach first base safely.

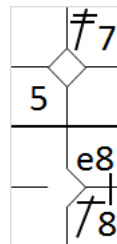
The run is not batted in as there were already two out, and if the shortstop had not made the error the inning would have been over.

To conclude this section on runs batted in, we shall take this opportunity to draw your attention to a situation that arises often and which can place the scorer in some difficulties

Let us look at the following example.

Example 133: With a runner on second base, the batter hits a single to the center fielder, who lets the ball pass between his legs.

The runner on second base succeeds in scoring, while the batter reaches second base.



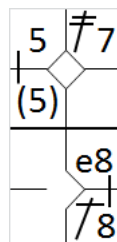
At this point, we ask ourselves whether the run was batted in or not, and whether the runner on second would have scored in any case, without the error by the center fielder.

To resolve this problem correctly, the scorer must follow developments on the field very closely, and must take particular note of the position of the runner at the point at which the fielder missed the ball, and whether he was close to the diamond or far away, which would make a throw to home plate very difficult.

He should make careful note of whether, once he reached third base, the runner slowed down and then picked up speed again once he had seen the fielder's error, or whether he passed third base running and continued to home base without paying any attention to what was happening in the outfield.

If the scorer determines that the runner was heading for home base in any case, and that the fielder had made the error in a position that would have made it difficult for him to make a putout at home base, the batter should be credited with a run batted in.

If not, example 134, the run would not count as having been batted in.





Chapter IV

Substitutions

Internal changes – Changes in the batting order – Pitcher replaces DH in offense – DH in defensive position – Substitution of pitchers – Substitution of a batter before he has completed his turn – Substitution of a pitcher with a batter in the box





Substitutions

There are essentially two types of changes:

- Internal changes;
- Changes to the batting order.

Internal changes

These types of changes are simply a switch in the defensive positions of players, without anyone leaving the game and being replaced by another player.

ATTENTION: While the player’s name may be replaced with ditto marks (") the shirt number **MUST ALWAYS** be repeated.

In the example given, Jordan and Street change fielding positions, moving to second base and shortstop respectively. This is how such an internal change is recorded.

PANTHERS			
Pos	PLAYERS	N°	
6	JORDAN Anthony	27	
41	----- " -----	27	1
4	STREET Joseph	35	
61	----- " -----	35	2

A change in defensive position should be indicated by drawing a horizontal line in the opposing team’s score-sheet, above the square for the next batter, to indicate that the fielding positions change from that point on.

At the same time, at the top, next to the inning number, the new defensive positions should be indicated by writing the numbers of the changed positions with the superscript 1 (or 2, 3, etc. if there have been several changes in that position). This means that, from that moment on, the defensive plays in which these two defensive players are involved will be noted not with numbers 4 and 6 but with the numbers 6¹ and 4¹.

4

4¹6¹/7¹

SB2

BB6

6¹3

ATTENTION: Note that offensive performances are always written on the same line, since the batting order does not change.



SUGGESTION: use the sheet of appendix 7 for an overview on paper of the different shirt numbers for each position.

Changes in the batting order

This is when a player takes the place of another player in the batting order. His name should be noted in the appropriate place under the name of the replaced player. A vertical line, as in the following example, indicates from which inning the new player began to play. The score-sheet of the opposing team should show the point at which the fielding positions changed, as in the case of an internal change.

PANTHERS			1	2	3
Pos	PLAYERS	Nº			
6	JORDAN Anthony	27	4	2	
4 ¹	----- "-----"	27	1	2 ¹	
				BB1	
4	STREET Joseph	35		4	
PH 6 ¹	RICHIE John	2	2		
				BB2	

In the example, a heavy vertical line indicates that, in the third inning, player RICHIE John batted for STREET Joseph. On the other sheet of the score report a

horizontal line is drawn, corresponding to the moment when player JORDAN Anthony took over the position of second baseman, and RICHIE John moved to shortstop.

NOTE: Obviously, there is no vertical line for JORDAN as it was only a change in the defensive positions.

When the new player enters the game in the offense, and only in this case, the new player takes the position of Pinch Hitter "PH" if he has batted in place of the previous batter, or Pinch Runner "PR" if he replaced the previous batter when the batter had already batted and was on base. In this case, either "PH" or "PR" is recorded in the left square of the "Pos" column. As the player is to become a fielder, write the defense position in the right square of the "Pos" column.

Be aware that when a DH is substituted by a new player, this new player also takes the position of PH. In case the team enters the field without any fielding changes, this PH will be automatically recorded DH.



Substitutions

4-5

On the opposing team’s sheet, 4¹ and 6¹ are marked in the appropriate squares, next to the number of the inning in which the change was made.

3	
4 ¹	6 ¹

If, as occurs in the example, the new player takes a different defensive position from that held by the player he replaces, there will be a corresponding change with another fielder. In this case we will have both a change in the batting order and an internal change.

If a player is involved in an internal change and is then put back in his original position, he takes back the defensive number he had originally, when he occupied that position the first time. Thus, in the first example of an internal change, if player JORDAN goes back to playing shortstop, his plays from that moment on will be noted with the number 6, not 6².

When more than three players succeed each other in the same place in the batting order, or when for some reason there is not enough room to note a substitution in the appropriate box, the name should be written in the space after the ninth position in the batting order, and the number in the batting order should also be noted, as in the example opposite. Offense and defense are recorded on the same line as the name is written; plays are written in the central section of the score sheet.

4	McCHARTY Robert	19	
			9
33	TRUMP John	32	7



Pitcher replaces DH in offense

In the event that the pitcher replaces the designated hitter or any other fielder when attacking, the replacement must be noted with a vertical line to indicate that the pitcher came to bat in that inning.

DH	MARTINEZ Julio	32	4	3		
1	LARRY Joseph	18	2	BB2	KL	

In the example, a vertical line is drawn to indicate that pitcher LARRY Joseph began to bat in the third inning for MARTINEZ Julio, who was the Designated Hitter. The change is not noted on the other sheet, as the fielding positions have not changed. In this case, the offensive stats for the pitcher will be written in the correspondent line above, but his own defensive stats will be written in his correspondent defensive boxes in the lower part of the score sheet, beside his pitcher credits' boxes.

DH goes in defense

DH	6 ¹	MARTINEZ Julio		9	7
			6	BB1	

In the event that the designated hitter will become a fielder, use the right position column to indicate the fielding position.

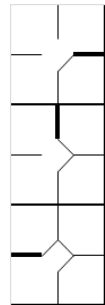
There is no need to draw a vertical line, since the player has not changed, only his position. However, the change in defensive position should be indicated by a horizontal line in the opposing team's score-sheet.

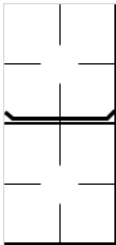


Substitution of runners

If a runner is replaced while he is on base, such a substitution is noted by thickening the border of the square for that base. The example shows, in order, substitution of a runner on first base, on second base and on third.

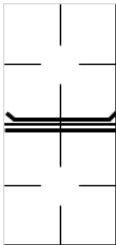
We should note that if a player who has replaced a runner on base, he is defined as a “Pinch Runner” and noted in the “Pos” column with the initials “PR”. Similarly, we might have a Pinch Hitter, when a player who has come in to bat for another player is replaced. In the next half inning a PH or PR can become a defensive player. Write the fielding position in the right square. Or they might be substituted for new players. In that case write the new name on the next line of the batting order. As we have already noted, a substitution in defense is noted on the opposing team’s sheet with a horizontal line.



Substitution of pitchers

When a defense substitution consists of a change of pitcher, in order to make this event stand out more clearly, the horizontal line is emphasized with two oblique strokes. In this manner, when we come to make our calculations for the pitchers, we can immediately distinguish any pitching substitutions from the other defensive substitutions made.

In case a pitcher is substituted, but takes a fielding position and afterwards returns to the mound to pitch, we add both pitching turns to each other.



In case a pitcher substitution and a fielding substitution occur at the same time, write both ways of recording the substitution.

Substitution of a batter before he has completed his turn

When a batter leaves the game with two strikes against him and the substitute batter completes a strikeout, the official scorer shall charge the strikeout and the time at bat to the first batter. If the substitute batter completes the turn at bat in any other manner, including a base on balls, the official scorer shall score the action as having been that of the substitute batter [OBR 9.16(b)].

Substitution of a pitcher with a batter in the box

A relief pitcher shall not be held accountable when the first batter to whom he pitches reaches first base on four called balls if such batter has a decided advantage in the ball and strike count when pitchers are changed.

- 1) *If, when pitchers are changed, the count is*

*2 balls, no strike,
2 balls, 1 strike,
3 balls, no strike,
3 balls, 1 strike,
3 balls, 2 strikes*

and the batter gets a base on balls, the official scorer shall charge that batter and the base on balls to the preceding pitcher, not to the relief pitcher.

- 2) *Any other action by such batter, such as reaching base on a hit, an error, a fielder's choice, a force-out, or being touched by a pitched ball, shall cause such a batter to be charged to the relief pitcher.*

- 3) *If, when pitchers are changed, the count is*

*2 balls, 2 strikes,
1 ball, 2 strikes,
1 ball, 1 strike,
1 ball, no strike,
no ball, 2 strikes,
no ball, 1 strike*

the official scorer shall charge that batter and the actions of that batter to the relief pitcher.

[OBR 9.16(h)].





Chapter V

The pitcher

Earned runs – Pitching credits – Game-winning runs



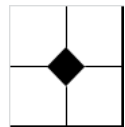


Earned runs

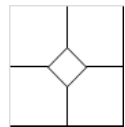
According to rule 9.16 of the OBR, an Earned Run (ER) is charged when, with less than three fielding chances, all advances on base by the player who reached home base can be attributed to the pitcher. An Earned Run is charged when advances are made for the following reasons:

- **Batter-runner:** safe hits, fielder's choices (occupied balls), bases on balls (including intentional bases on balls), hit by pitch and, if it is not a fielding chance, advance to first base on K WP.
- **Runners:** all advances as a result of safe hits, stolen bases, sacrifice bunts, sacrifice flies, putouts, fielder's choices, balks, wild pitches, catcher's interference and forced advances due to the batter having been awarded first base.

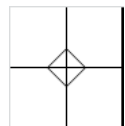
In this respect it is worth noting that for an earned run, the small diamond in the center of each square, created with joined lines as the runner advances around the bases, should be filled in.



If the run is not earned, the diamond is left blank.



If the run is NOT earned against the team, a cross must be drawn inside the diamond.

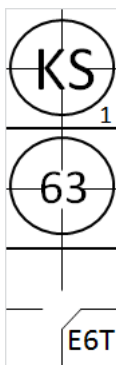


Before going into the complex matter of earned runs it is a good idea to look at what is meant by "fielding chance".

A "fielding chance" is defined as any time when, in the scorer's opinion, the defense has an opportunity to make a putout, regardless of whether the opportunity was taken successfully, or lost through error.

Fielding chances include: putouts, all decisive errors (including those that allowed the batter of a sacrifice hit to reach first base safely), all arrivals on base by batter-runners recorded with "K PB", "OB" and, in specific cases, "K WP" (depending on the situation KL or KS in combination with PB or WP).

The reason the pitcher is not held accountable for runs scored after the third fielding chance is because, if the defense had capitalized on every such opportunity, they would have made three putouts and that phase of the inning would have ended.



In the example 1 given here, the defense has already had three fielding chances, as there have been two putouts, and a third runner reached base on an error.

A muffed foul fly should also be considered a fielding chance, as the batter could have been put out. There are also other situations in which there may be a fielding chance without the outcome being either a putout or a fielding error.



Usually, when there are two fielding chances on the same player, just one is counted, as any player can be put out only once. Example 2 shows two fielding chances by the error of the catcher and the fly ball caught by the right fielder.

The pitcher

5-5

ATTENTION: These examples show situations in which there are two fielding chances on the same player, only one of which is counted.

Example 3: As the batter runner would have been put out if not for the error, there was no possibility for the pick-off.

	2
	7 1
PO 13	3
6E3	

Example 4: There are two fielding chances on the runner put out on second base. It should be noted, however, that if this runner had been put out on first, rather than reaching base safely on an error, the defense would also have put out the next batter, thus making two putouts in all.

64	
	E6F
	O6

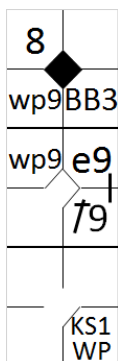
Consequently, in situations such as this, two fielding chances are counted. Any run scored by the runner who had reached base on an occupied ball would not be earned.

IMPORTANT: If, during the course of an inning, the defense has three fielding chances, no earned runs are charged to the pitcher. The reason for this rule is fairly easy to understand: if the three fielding chances had been translated into three putouts, the inning would have ended and the offensive team would not have been able to score any more runs. If, on the other hand, the inning continues, it is purely the defense's responsibility that the fielding chances offered were not translated into putouts, which is why no further earned runs are charged to the pitcher.

A batter is automatically called out when, with less than two out and first base occupied, the third strike is a wild pitch. If first base is free, or if there are two out, the batter-runner may try to reach the base. If he succeeds, the symbol to use for his advance to first base is "KS1 WP" which is not usually a fielding chance but, as for all rules, there is an exception in this case.



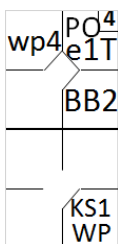
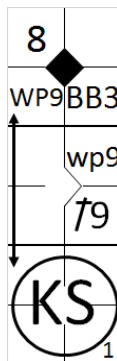
Indeed, if first base is free because the runner took advantage of an error or passed ball to advance, the “KS1 WP” then becomes a fielding chance. This can be seen clearly from the fact that, in the absence of an error or passed ball, first base would have remained occupied and, as such, the batter would automatically have been called out. Consequently, any runs scored by a batter who becomes a runner on “KS1WP” cannot be considered earned.



Example 5 (left): With no men out and first base occupied, the eighth man in the line-up hits a single to the right fielder, who fails to catch the ball. The batter-runner takes the opportunity to advance one base. The next batter swings at the third strike, which is also a wild pitch, and succeeds in reaching first base safely, while the other runners advance one base on the wild pitch.

Example 6 (right): If the right fielder in example 5 had not committed an error, the ninth batter would have found first base occupied and he would have been struck out, while the runners would have advanced one base on the wild pitch.

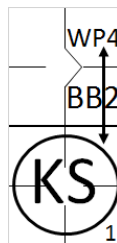
“KS1 WP” in example 5 is therefore a fielding chance.



Example 7 (left): A failed pickoff on first base allows the runner to advance to second and offers the batter the opportunity to reach first base on “KS1 WP”.

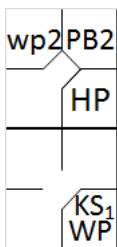
Example 8 (right): If it had not been for the pitcher’s error, first base would have been occupied and therefore automatically off limits to the batter.

The “KS1 WP” is therefore a fielding chance.



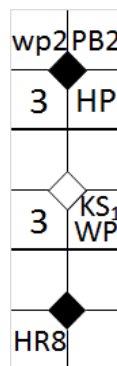
The pitcher

5-7



Example 9 (left): After having swung at the third strike, the batter-runner is able to advance to first base because of a previous passed ball. The “KS1 WP” is therefore a fielding chance.

Example 10 (right): Of the three runs batted in on the strength of the home run, only the first and last are earned, as the second batter reached first base on “KS1 WP” due to the previous passed ball. The “KS1 WP” is therefore a fielding chance.



IMPORTANT: All advances as a result of a strikeout-wild pitch (KS1 WP) are considered legal as they occurred on a wild pitch.

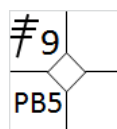
When a run can never be earned

Apart from the case we have already seen of runs scored after the three fielding chances, a run can never be earned if the presence on the bases of the runner who scored the run was prolonged by one of the fielding chances listed above.

When a run may become earned

There are times when a run is not earned at the time it was scored, but may become so in the course of the ensuing action under certain conditions.

To give a clearer idea, we shall look at example 11. Before three fielding chances have occurred, the batter hits a triple and reaches third base. The next batter gets a passed ball, which enables the runner to score. This run should not be considered an earned run, at least not for the moment, because although the pitcher was responsible for the runner’s reaching third base, he was not responsible for his illegal advance to home base.



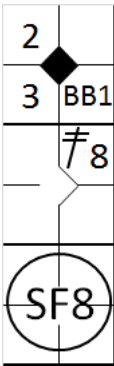
Nevertheless, there is still a possibility that the run may become earned when, before three fielding chances have occurred, there is an action for which the pitcher is solely responsible, such that it would have enabled the runner, if he were still on third base, to score.

Returning to our example, if the next batter hits a safe hit, the run becomes earned, as the runner would have been able to score even without the passed ball (illegal advance).

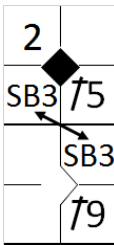
Situations such as this, which may slow down the allocation of an earned run, may depend on extra base errors and obstruction to runners as well as passed balls. These are illegal actions.

It can be stated therefore that the legal action of a following batter legalizes the action of the previous batter, when the previous batter would in any case have reached that base, as in the case we have just seen.

We shall now clarify the above by looking at several examples.



Example 12: The first batter is awarded a base on balls. The second batter hits a double and forces the runner to third base. The third batter hits a fly ball to the center fielder that enables the runner on third to score. This is an earned run.



Example 13: The first batter hits a safe hit to third base, while the next batter sends him to third with a single to the right field. On an attempt to steal second, the catcher throws to the second baseman but fails to make the putout. The runner on third base takes this opportunity to advance to home base and score. Both runners are awarded stolen bases and the run is earned.



The pitcher

5-9

Example 14: With less than two out, the first batter walks.

The next batter hits a double to the center fielder, forcing the runner to third base.

The third batter advances to first base after being touched by the pitched ball.

The next batter hits to the shortstop who throws to home base in an attempt to put out the runner about to score.

The runner, however, reaches the base before the ball does, and scores. The fielder's choice is not a fielding chance.

Everyone else advances one base.

The run is an earned run.

2	
4	BB1
4	T 8
	4
	HP
	FC 62

Example 15: The first batter walks.

The next two batters hit singles inside the diamond, filling the bases.

The fourth batter is awarded a base on balls, forcing all the other runners to advance one base, and enabling the runner on third to score.

This is an earned run.

3	2
4	BB1
4	3
	T 5
	4
	T 4
	BB2



2	E5T
	7 9
4	
KL	1
	5
	7 9
63	
F6	

Example 16: The first batter reaches first base on a throwing error by the third baseman.

The second batter hits a double to the right field, and the runner from first base runs home.

The next batter is struck out, and the fourth batter hits a single to the right field, sending home the runner from second base.

The next two batters are put out.

The first run cannot be earned because the batter reached first base on an error.

The second run is earned, as it was obtained with just two fielding chances.

3	2
BK4	7 7
bk4	3
WP5	BB3
SH	13
	wp5
	BB4

Example 17: The first batter reaches first base with a safe hit to the left field, and is driven to second by the next batter, who is awarded a base on balls.

The third batter hits a sacrifice bunt enabling both runners to advance one base.

With the fourth batsman at the plate, the pitcher delivers a balk, which means both runners advance one base and a run is scored.

The batter is then awarded a base on balls.

The next batter receives a wild pitch that enables both runners to advance one base, and another run is scored.

Both runs are earned runs.



The pitcher

Example 18: The first batter hits a high ball into foul territory, which the catcher should be able to catch but does not. The scorer decides it is an easy catch and assigns an error to the catcher. The batter returns to bat and hits a home run to the center field. The next batter is struck out, and the third hits a triple to the right field.

At this point, with the fourth batter at the plate, the pitcher delivers a wild pitch, allowing the runner on third to score the second run. The batter is subsequently struck out. The fifth batter hits a triple to the center field and goes on to score the third run thanks to a balk by the pitcher.

The first run scored on the home run hit cannot be earned as the batter’s life had been prolonged by an error. The second run was earned as it had been obtained with just two fielding chances.

The third run, however, was not earned, as it was scored after the third fielding chance.

HR8	E2
KL	3
#9	
WP4	
KS	4
#8	
BK6	

PB3	E6T
3	BB1
	pb3
4	O6
SF8	
6	T8
KS	1
HR9	

Example 19: The first batter walks.

The next batter hits towards the shortstop, who throws to second in time to put out the runner, but muffs the throw.

With first and second bases occupied, the catcher lets through a pitch he should have caught, allowing both runners to advance.

The third batter hits a fly ball to the center field, enabling the runner from third to score.

The fourth batter hits a single to the center field, thus sending the runner from second home.

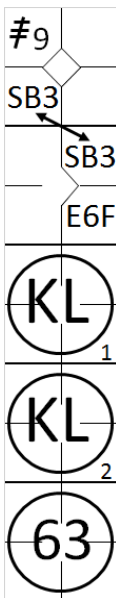
The fifth batter is struck out, and the sixth hits a home run to the right field, enabling a further two runs to be scored.

None of these four runs is earned.

The first run cannot be earned because the runner reached second on an error.

The second run was obtained with just two fielding chances, but it must be remembered that the runner reached second on a passed ball, without which the fourth batter's hit would have enabled him to reach third at most, and which would have been the third fielding chance. The other two runs were scored after three fielding chances.





Example 20: The first batter hits a triple to center field.

The second batter reaches first base safely when the shortstop muffs a fly ball.

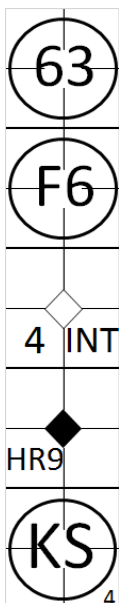
While the third batter is at bat the runner on first steals second base, and the other runner takes advantage of the fact that the fielders are concentrating on his team-mate to score a run.

The third and fourth batters are struck out.

The fifth is put out at first base with an assist by the shortstop.

The only run scored was not earned, because if it had not been for the shortstop's error the second batter would have been put out and consequently he would not have been able to steal second base, thus allowing the runner on third to score.

Indeed, this latter runner would have remained on third base, given that the actions of the following batters would not have provided him with any subsequent opportunities to advance.



In the case of catcher's interference to the batter-runner (before he reaches first base), it is a decisive error that for the rules [OBR 9.16(a) comment] is not considered a fielding chance, and for this reason any runs scored by this batter-runner cannot become earned.

Example 21: with two out the third batter reaches first on a catcher's interference.

The fourth batter hits a home run.

The fifth batter strikes out.

Two runs have scored, but one (the run of the fourth batter) is earned, because the official scorer cannot assume that the third batter would have made an out to end the inning, absent the catcher's interference.

The pitcher

5-13

Example 22: the first two batters are struck out.

The third batter reaches first base on a safe hit to third base.

The fourth batter reaches first base on a safe hit to left field, allowing the runner to advance to second base

The catcher interferes with the fifth batter and forces the other two to advance.

The sixth advances to first base after being touched by the pitched ball; all runners advance and the third of the batting order scores a run.

This run is considered a run batted in, but not an earned run, as the official scorer shall not assume that the batter who reached first base by catcher's interference would have made an out. *Because such batter never had a chance to complete his time at bat, it is unknown how such batter would have fared absent the catcher's interference* [OBR 9.16(a) Comment].

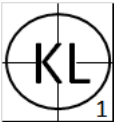

KL	1
KL	2
5	4
6	7 5
6	5
7	7 7
7	6
	INT
	7
	HP
	7 9

KL	1
KL	2
5	4
6	7 5
6	5
	7 7
	6
	INT
	HP

Example 23 continues with the situation mentioned in example 22. Now the seventh batter reaches first base on a safe hit to right field which makes all runners to advance one base.

Now the run of the third batter becomes earned; the run of the fourth batter is not earned yet.



	
	
5	4
6	7 5
6	5
7	7 7
7	6
8	INT
	7
8	HP
8	7 9
HR9	

Example 24 continues with the situation of example 23. The next batter hits a home run, allowing all other runners to score.

Now all runs become earned runs, except for the run of the fifth batter who reached first base through the catcher's interference. This batter never had a chance to complete his time at bat and it is unknown how such batter would have fared absent the catcher's interference.



Changes of pitcher and runs allowed

The situation becomes more complicated when there are one or more changes of pitcher. The rules state: *When pitchers are changed during an inning, the official scorer shall not charge the relief pitcher with any run (earned or unearned) scored by a runner who was on base at the time such relief pitcher entered the game, nor for runs scored by any runner who reaches base on a fielder's choice that puts out a runner left on base by any preceding pitcher* [OBR 9.16(g)].

Let us look more closely at this.

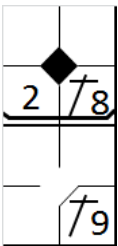
When there is a change of pitcher, any runners left on base are charged to the pitcher who put them on base, who is also charged with any runs they might score. Problems arise in the interpretation of the second part of the rule. The phrase is understood to refer to the actions of a runner (understood here to be the batter-runner) that lead to a preceding runner, who was put on base by the previous pitcher, being put out.

This can be seen more clearly in the following examples.

Example 25: The starting pitcher leaves one runner on base when he is relieved. The next batter hits a single to right field and the previous runner scores.

As a rule, to which there are no exceptions, the runners left on base by a pitcher belong to the starting pitcher.

For this reason, the run is charged to the first pitcher.



64	
	BB1
3	O6
	7 RC

Example 26: The first pitcher leaves one runner on base, and he is put out after the pitcher is relieved by a normal action as a result of a batted ball.

Given that the first pitcher left one runner on base, he must be charged with a run.

We have here the two fundamental conditions: an occupied ball and the putout of a runner put on base by the first pitcher.

The run is therefore charged to the first pitcher.

	6E4
3	BB1
	PB3
3	O6
	7 RC

Example 27: In this example, the second baseman failed to put out the runner.

As the second run cannot be charged to the first pitcher, as he would in that case be charged with two runs, despite having left only one runner on base, the fielding chance (6E4) is transferred to the second pitcher (in place of the 'O6').

The first run is therefore earned and the second is unearned.

2	PO 8
116	
3	BB1
	7 8

Example 28: The first pitcher leaves one runner on base.

The runner is picked off base, i.e. the putout is not due to an action by the batter.

The first pitcher is therefore not charged with any runs, and the run is consequently charged to the relief pitcher.

The pitcher

5-17

Example 29: The first pitcher leaves one runner on base, who is subsequently put out trying to advance on a hit.

The author of the hit reaches second and subsequently scores.

The run is charged to the second pitcher as the runner put on base by the first pitcher was put out by his own fault and not by the fault of the batter.

85	2
	BB1
	T85
3	78
	79

Example 30: The first and second pitchers both leave one runner on base when they are relieved, and must therefore be charged with one run each.

The first runner is put out on a batted ball, likewise the second, while the batter-runners reach base safely on an occupied ball.

The fifth batter hits a home run to the right field.

A run is charged to each pitcher.

65	2
	BB2
125	O6
	78
	O1
5	O6
5	O1
HR9	

65	2
	BB1
	O6
4	BB1
4	O6
	78

Example 31: The first pitcher leaves one runner on base.

He must be charged with one run.

During the play in which the runner put on base by the first pitcher is put out, the other runners reach base safely because the ball is occupied.

Two runs are then scored.

The first run is charged to the first pitcher, while the second is charged to the second pitcher.

Indeed, the first pitcher may be charged with only one run as he left only one man on base.

Comment: *It is the intent of Rule 9.16(g) to charge each pitcher with the number of runners he put on base, rather than with the individual runners. When a pitcher puts runners on base, and is relieved, such pitcher shall be charged with all runs subsequently scored up to and including the number of runners such pitcher left on base when such pitcher left the game, unless such runners are put out without action by the batter,(i.e. caught stealing, picked off base, or called out for interference when a batter-runner does not reach first base on the play [OBR 9.16(g)].*

3	2
1 ²	BB1
46	
	78
	O1
5	O4
5	O1
HR9	

Example 32: Both the first and second pitchers leave one runner on base.

The runner on first base, who was put there by the second pitcher, is put out on a ground ball by the third batter.

The preceding runner is put out on a batted ball by the fourth batter.

The next home run hit brings in three runs, all earned.

Each pitcher is charged with one run.

Example 33: The first pitcher leaves one runner on base when he is substituted. The batter on the second pitcher is put out. A third pitcher climbs the mound. The first runner is put out on a batted ball, while the batter-runner reaches base safely on an occupied ball. The fourth batter hits a home run to the right field.

An earned run is charged to the first and the third pitcher.

65	2
	79
43	
4	O6
HR9	



The OBR states in rule 9.16(i) that *when pitchers are changed during an inning, the relief pitcher shall not have the benefit of previous chances for outs not accepted in determining earned runs.*

Rule 9.16(i) Comment: *It is the intent of Rule 9.16(i) to charge a relief pitcher with earned runs for which such relief pitcher is solely responsible. In some instances, runs charged as earned against the relief pitcher can be charged as unearned against the team.*

To clarify the meaning of this note, let us look at the following example:

Example 34: The first batter hits a fly ball and is put out by the left fielder.

The next batter reaches second base safely on a catching error by the center fielder.

The third batter hits a single to the right field, sending the runner to third base.

The fourth batter hits a sacrifice fly that enables the runner on third to score the first run (the runner on first base stays put).

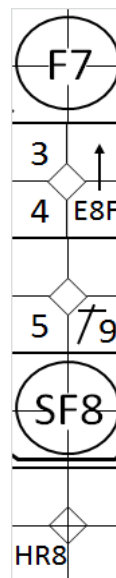
After a pitching change, the fifth batter hits a home run that brings in two runs.

The first pitcher is charged with **two unearned runs** (there had been three fielding chances at the time the home run was hit: 'F7', 'E8F' and 'SF8').

The second pitcher is charged with **one earned run** (only two fielding chances were transferred by the previous pitcher: 'F7' and 'SF8').

The team is charged with three runs, **none of which is earned**, as the team had three fielding chances: 'F7', 'E8F' and 'SF8'.

This example shows that the third run is a run unearned against the team, but earned against the pitcher.



PITCHERS		W / L / S	BF	AB	R	ER
R	FRANKLIN Ryan	28	27	24	III	III
L	WILLIAMS Todd	31	4	4	III	III
R	YOUNG Thomas	30	12	10		
						6
TOTALS			41	38	12	8

earned against the pitchers.

Example 35: Evidently, when a situation such as that described above occurs during the course of a game, the total number of runs earned against the team will be less than the total number of runs

In order to make this clear, the number of runs earned against the team must be circled.

ATTENTION: In the cumulative totals compiled at the end of each half inning, the total runs earned against the pitcher, including those unearned against the team, are recorded.

KS	1
63	
(4)	
5	BB1
5	6E3
HR8	

Example 36: With two out, i.e. with two fielding chances, there is a base on balls followed by an error.

This error constitutes the third fielding chance for the first pitcher, who therefore cannot be charged with any further earned runs.

The relief pitcher, on the other hand, does not benefit from the failed putout.

Consequently, the home run, which is charged to the relief pitcher, is earned against the pitcher but unearned against the team.

Example 37: With two out, there follow two bases on balls, after which the pitcher is relieved. An error is committed against the next batter.

This error constitutes the third fielding chance for the relief pitcher, who can also count the two putouts.

But it is also the third fielding chance for the first pitcher, as the relief pitcher cannot count failed putouts, although the replaced pitcher can.

From this moment, therefore, no runs charged to either the first or the second pitcher can be earned.

Thus, with the subsequent home run, two runs are charged to the first pitcher and two to the second, although none are earned.

63	
F8	
(5)	4
6	BB1
(5)	
6	BB2
6	E6T
HR7	



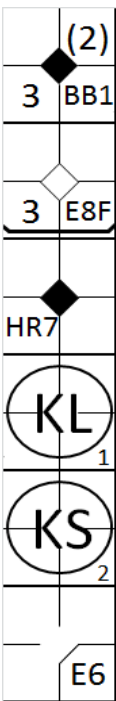
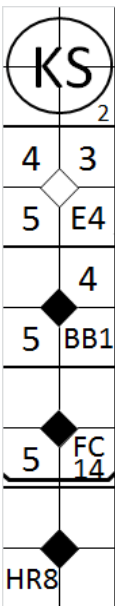
The pitcher

5-21

Example 38: In this inning, after a putout, with the batter-runner on first base because of an error, the third batter is awarded a base on balls.

The fourth batter reaches first base safely on a fielder's choice, as on the hit the pitcher tried unsuccessfully to put out the runner heading for second.

Bearing in mind that fielder's choice is not a fielding chance, the runs by the third, fourth and fifth batters are earned runs, both for the team and the relief pitchers, because team and pitchers only have two and one fielding chances respectively at this moment.



Example 39: In this inning, after a base on balls, there is an error, which constitutes the first and only fielding chance for the first pitcher, who is then relieved.

The relief pitcher therefore begins with no fielding chances to his credit.

He gives up a three-run home run: the first two runs are charged to the first pitcher, and only the first is earned, as the second was compromised by an error.

The home run itself is charged to the second pitcher, and is an earned run.

The inning continues with two strikeouts, after which there is another error.

This is the third fielding chance for the second pitcher, and thus no runs charged against him from this moment on are earned.



65	2
	E5
	O6
4	BB1
4	
	O6
	79

Example 40: The first batter reaches first base on an error.

The pitcher is replaced.

The second batter is awarded a base on balls and the third hits a ground ball to the shortstop who assists the third baseman in putting out the lead runner, while the others reach base safely.

Finally, the fourth batter hits a safe hit, sending the second runner home.

The run is charged to the first pitcher but is not earned because of the batter reaching first base on the error.

When, after a pitcher change, a batted ball results in a putout of a runner, both for the batter as well as any other runner an occupied shall be written.

Especially in cases like this one, we have to keep in mind that the relief pitcher cannot be charged with any run (earned or unearned) scored by a runner who was on base at the time such relief pitcher entered the game [OBR 9.16(g)]. Instead the first pitcher must be charged with the number of runners he put on base, rather than with the individual runners.

Example 41: The first batter reaches first base on an error.

The second is awarded a base on balls and the pitcher is replaced.

The third batter hits a safe hit, filling the bases.

The fourth batter hits a ground ball to the third baseman who throws an assist to home base, putting out the first runner.

The fifth batter hits a ground ball to shortstop who throws an assist to home base, putting out the second runner.

The sixth batter hits a four-run home run, and the inning finally ends with the seventh batter being struck out.

The first pitcher should be charged with two runs, as he was replaced with two men on base.

The runs in question are the first two, and they are indicated by the occupied ball notation.

3	2
52	E6T
O5	3
62	BB1
O6	O5
6	77
	O6
6	O5
6	O6
HR7	
KL	1



The pitcher

5-23

Neither of these, however, is earned, as for the first a fielding chance was transferred from the first batter, and with the second run there had already been three fielding chances.

The other two runs are charged to the second pitcher, and they are earned against the pitcher but not against the team, since the pitcher had amassed only two fielding chances.

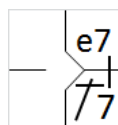
As far as fielding chances are concerned, it should be noted that in the event of an attempted double play, there are two opportunities in the same action, with either two putouts, or a putout and an error.

However, if just one putout is made, and the other attempted putout is unsuccessful, but not because of an error, only one fielding chance has occurred.

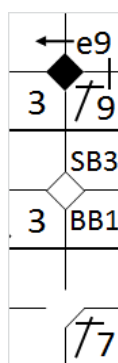
To conclude this chapter on earned runs, we shall look a little more closely at the issue of **legal and illegal advances**.

A base runner is not static but he can make a play. When a runner should not have been on base, or should not have advanced to that point (because of an error or a passed ball), no account must be taken of any plays made by him for the purposes of calculating earned runs.

Example 42: The runner on second base would not have been able to advance if the game had been played correctly, so for the purposes of calculating earned runs he should be considered as being on first base.



Example 43: The first batter hits to the right field and, thanks to an error by the outfielder, reaches third base. The second batter walks and goes on to steal second base. The third batter hits to the left field, enabling both runners to score.



Up to this moment, the first run is earned, but not the second, since if it had not been for the outfielder's error, the lead runner would have remained on second base, thus removing from the other runner any possibility of stealing, and the third batter's safe hit would have sent home only the first runner, while the second runner would have stopped at third base.



wp2	PO ² _{e3}
3	BB1
3	KS ₁ WP
HR7	

Example 44: The first batter is awarded a base on balls and reaches second base on an error when the first baseman attempts to pick him off. The second batter reaches first on a wild pitch after having swung at the third strike, and the runner reaches third base. The third batter hits a home run. The first and third runs are earned, but not the second, because if it had not been for the fielding error on the first runner, first base was occupied and the second batter would have been called out under rule 5.09(a)(3) of the OBR.

IMPORTANT: From the two previous examples it can be seen that an illegal advance by a previous runner can affect the legality of a subsequent action.

2	E9F	↑
	T82	
4	78	↑
KS	1	
	77	

Example 45: With a man on second base due to an error, a safe hit to the center fielder enables him to score, while the batter-runner reaches second base on the throw to home base.

If the play had been legal, the first runner would not have been where he was, so the center fielder would not have thrown to home base and the batter would have remained on first base.

On the next hit another run is scored, which for the time being is unearned since the runner, after having advanced two bases, would have been on third base.

We therefore recommend reconstructing the action carefully to determine whether an advance is legal or not. In this respect it can be helpful to reconstruct an imaginary inning, only with legal advances, excluding all advances because of errors or passed balls.



The pitcher

5-25

Example 46: In this situation we see the action as it occurred. We have an indication of what would have happened with legal play: the second batter would not yet have scored, but would have stopped at third base.

With this method it is possible to see clearly that if a runner had scored through legal play, the corresponding run in the real action would be earned, even if the play had been illegal. If not, a run actually scored would be unearned.

F9	
4	τ_8
KS	1
	τ_7

Example 47: With a runner on first base, the first baseman muffs a foul fly on an easy hit and an error is therefore noted in the first base square.

The second batter hits a home run.

The second run cannot be earned in any circumstances.

In order to determine whether the first run is earned, we have to wait for the subsequent turns at bat, as in the reconstruction of the inning the first batsman should be considered as being still on first base.

2	77
HR8	E3

Pitching credits

There are some statistics to credit to the pitchers. Some indicate the effectiveness of the pitcher(s) while others are just statistics, not regarding efficiency, but referring to the moment they become part of the game.

In this chapter we will explain the credits we use in the score sheet; for the others we refer to appendix 5.

- WINNER
- LOSER
- SAVE

Winner [W]

The winning pitcher must obviously be a member of the winning team.

There are no problems where there is only one pitcher, but if more than one pitcher is used, certain rules have to be followed.

The rule 9.17 of OBR says

(a) *The official scorer shall credit as the winning pitcher that pitcher whose team assumes a lead while such pitcher is in the game, or during the inning on offense in which such pitcher is removed from the game and does not relinquish such lead, unless*

(1) *such pitcher is a starting pitcher and Rule 9.17(b) applies; or*

(2) *rule 9.17(c) applies*

Comment: *Whenever the score is tied, the game becomes a new contest insofar as the winning pitcher is concerned. Once the opposing team assumes the lead, all pitchers who have pitched up to that point and have been replaced are excluded from being credited with the victory. If the pitcher against whose pitching the opposing team gained the lead continues to pitch until his team regains the lead, which it holds to the finish of the game, that pitcher shall be the winning pitcher.*



- (b) *If the pitcher whose team assumes a lead while such pitcher is in the game, or during the inning on offense in which such pitcher is removed from the game and does not relinquish such lead, is a starting pitcher who has not completed*

(1) five innings of a game that lasts six or more innings on defense, or

(2) four innings of a game that lasts five innings on defense,

then the official scorer shall credit as the winning pitcher the relief pitcher, if there is only one relief pitcher, or the relief pitcher who, in the official scorer's judgment was the most effective, if there is more than one relief pitcher.

Comment: *It is the intent of Rule 9.17(b) that a relief pitcher pitch at least one complete inning or pitch when a crucial out is made, within the context of the game (including the score) in order to be credited as the winning pitcher. If the first relief pitcher pitches effectively, the official score should not presumptively credit that pitcher with the win, because the rule requires that the win be credited to the pitcher who was the most effective, and a subsequent relief pitcher may have been most effective. The official scorer, in determining which relief pitcher was the most effective, should consider the number of runs, earned runs and base runners given up by each relief pitcher and the context of the game at the time of each relief pitcher's appearance. If two or more relief pitchers were similarly effective, the official scorer should give the presumption to the earlier pitcher as the winning pitcher.*

- (c) *The official scorer shall not credit as the winning pitcher a relief pitcher who is ineffective in a brief appearance, when at least one succeeding relief pitcher pitches effectively in helping his team maintain its lead. In such a case, the official scorer shall credit as the winning pitcher the succeeding relief pitcher who was most effective, in the judgment of the official scorer.*

Comment: *The official scorer generally should, but is not required to, consider the appearance of a relief pitcher to be ineffective and brief if such relief pitcher pitches less than one inning and allows two or more earned runs to score (even if such runs are charged to a previous pitcher). Rule 9.17(b) Comment provides guidance on choosing the winning pitcher from among several succeeding relief pitchers.*



Loser [L]

The losing pitcher must be a member of the losing team.

This statistic is given to [OBR 9.17(d)], *a pitcher who is responsible for the run that gives the winning team a lead that the winning team does not relinquish.*

If the starting pitcher is not the losing pitcher, the statistic is credited to the pitcher who put on base the runner who scored the run that put the opposing team definitively in the lead.

IMPORTANT: It should be borne in mind that a pitcher is charged with all runs scored by the runners he put on base, regardless of whether the runs were scored with another pitcher on the mound.

Save [S]

This statistic is given according to the provisions of rule 9.19 of the OBR:

The official scorer shall credit a pitcher with a save when such pitcher meets all four of the following conditions:

- (a) *He is the finishing pitcher in a game won by his team;*
- (b) *He is not the winning pitcher;*
- (c) *He is credited with at least 1/3 of an inning pitched; and*
- (d) *He satisfies one of the following conditions:*
 - (1) *He enters the game with a lead of no more than three runs and pitches for at least one inning;*
 - (2) *He enters the game, regardless of the count, with the potential tying run either on base, or at bat, or on deck (that is, the potential tying run is either already on base or is one of the first two batters he faces); or*
 - (3) *He pitches for at least three innings.*

To help the scorer to determine the credits of a pitcher, we now share information about how to find the winning run.



Game winning runs

A game-winning run is a run that puts one team in the lead.

Before looking at some examples, it is worth noting that at the exact moment when one team draws level, it is as if a new game had started for the purposes of determining the game-winning run.

The game-winning run is also the run that identifies the losing pitcher of a game.

Example 48: Game won by the home team by 5 to 4. It can be seen from the box score that the home team retained the advantage from the first inning.

TEAMS	1	2	3	4	5	6	7	8	9	10	11	12	13	14	15	RES.
Visitors	0	0	1	0	3	0	0	0	0							4
Home Team	1	4	0	0	0	0	0	0	X							5

The game-winning run is therefore the first run scored in the first inning.

Example 49: Game won 6-5 by the visiting team. An analysis of the scoring reveals that the fifth inning ended with both teams level (3 all). In the first half of the next inning, the visitors scored the first run and drew ahead (4 to 3), increasing their lead with two more runs (6 to 3), while their opponents only managed to close the gap by scoring the final two runs of the inning.

TEAMS	1	2	3	4	5	6	7	8	9	10	11	12	13	14	15	RES.
Visitors	0	1	0	2	0	3	0	0	0							6
Home Team	0	0	0	3	0	2	0	0	0							5

The game-winning run therefore is the first of the three runs scored by the visiting team in the sixth inning.



Example 50: Game won by the visiting team 9 to 8. The visitors ended their first turn at bat with nine runs. Despite scoring one run in each of the succeeding innings, the home team was unable to catch up and lost the match.

TEAMS	1	2	3	4	5	6	7	8	9	10	11	12	13	14	15	RES.
Visitors	9	0	0	0	0	0	0	0	0							9
Home Team	0	1	1	1	1	1	1	1	1							8

The game-winning run is the one that put the visiting team in the lead, which in this case was the first run of the game.

Example 51: Game won 10-9 by the home team. At the end of the first half of the sixth inning the score stood at 8 to 6 for the visitors. The crucial turning point came in the second half of the same inning, when the home team scored four runs, putting them in the lead (10 to 8), a lead they kept until the end of the match.

TEAMS	1	2	3	4	5	6	7	8	9	10	11	12	13	14	15	RES.
Visitors	3	0	3	0	1	1	1	0	0							9
Home Team	1	1	2	1	1	4	0	0	X							10

The game-winning run is one of the four scored in the sixth inning by the winning team. So, with the first run the home team began to close in (7 to 8); with the second they drew level (8 all); with the third they pulled ahead (9 to 8) and with the last one they put even more distance between them (10 to 8). The game-winning run was therefore the third of these.

Example 52: Game won by the home team, 11 to 9. At the end of the seventh inning the score stood at 4 to 6 for the home team. The visitors, however, scored three runs in the next inning and pulled into the lead (7 to 6). If the game had ended with this result the game-winning run would be the last of these three, i.e. the seventh run. However, the team second to bat ended the inning having scored another five runs (7 to 11), making it impossible for their opponents to catch up. Looking at the progress of the score in the eighth inning, it becomes clear that the home team equalized with the first of the five runs (7 all); the second put them in the lead (8 to 7); and the next three widened the gap. Their opponents succeeded in scoring only two runs, putting the final score at 9 to 11 against them.



TEAMS	1	2	3	4	5	6	7	8	9	10	11	12	13	14	15	RES.
Visitors	1	0	0	1	1	0	1	3	2							9
Home Team	2	1	2	0	1	0	0	5	X							11

The game-winning run is therefore the second run scored by the home team in the eighth inning.

Example 53: Game won by the visiting team by 12 to 11. If we look at the interim scores at the end of each inning, it becomes clear how a game-winning run can vary depending on the runs scored by the teams and the ups and downs of the score line.

TEAMS	1	2	3	4	5	6	7	8	9	10	11	12	13	14	15	RES.
Visitors	0	1	2	0	3	1	0	1	4							12
Home Team	1	0	1	2	0	0	1	5	1							11

- First inning (0-1): The first game-winning run is the one that puts the home team in the lead.
- Second inning (1-1): The previous game-winning run is cancelled when the visiting team draws level.
- Third inning (3-2): The visiting team scores the first run of the inning and pulls ahead (2-1). They then increase their lead with a second run (3-1). Their opponents score another run (3-2). The game-winning run is therefore the run that put the visitors 2-1 ahead.
- Fourth inning (3-4): With the visiting team's time at bat yielding no runs, the home team then scores two runs. The first brings them level (3-3) and the second puts them in the lead (3-4). The latter run is therefore the new game-winning run.
- Fifth inning (6-4): The visiting team scores three runs, the second putting them once again in the lead. The new game-winning run is the second of this inning.
- Sixth inning (7-4): The visiting team scores one run and the home team none.
- Seventh inning (7-5): Just as they were about to lose, the home team scores. No change in the game-winning run from the fifth and sixth innings.
- Eighth inning (8-10): The visiting team scores a run, pulling out their lead (8-5). The home team reacts by scoring five runs, overturning the



interim score. Although the third run brought them level (8-8), the fourth took them into the lead and this is therefore the new game-winning run.

- Ninth inning (12-11): The visitors draw level by scoring two runs (10-10), going into the lead with the third and cementing their lead with the fourth. During the home team’s turn at bat they skillfully manage the advantage they gained with the third run and allow only one runner to score.

The game-winning run is therefore the third run of the ninth inning scored by the visiting team.

Now that we know how to find the game-winning run, it is possible to determine the statistics to be awarded to the pitchers, when a team uses more than one pitcher; you are advised to proceed as follows:

- **Winning team:** determine who is the WINNER and if a SAVE is applicable.
- **Losing team:** determine which pitcher was responsible for the run that gives the winning team a lead that the winning team does not relinquish (this is the game winning run).

IMPORTANT: Each pitcher can only be credited with just one statistic, even if he came out to pitch several times in the same game.

In the following examples the colors in the tables are intended **solely** to emphasize the inning pitched by each pitcher and **must not** be used on the official score sheet.

Example 54: In a baseball game won by the home team 4 to 1, with no pitcher substitutions by either team, the home team pitcher will be the **winning** pitcher and the visiting team pitcher will be the **losing** pitcher.

TEAMS	1	2	3	4	5	6	7	8	9	10	11	12	13	14	15	RES.
Visitors	0	0	0	0	0	0	1	0	0							1
Home Team	1	0	0	1	0	0	2	0	X							4



The pitcher

5-33

Example 55: In a baseball game won by the visiting team 8 to 7, with the scores as shown in the table, the starting pitcher of the visiting team is replaced by a relief pitcher at the beginning of the second half of the sixth inning.

TEAMS	1	2	3	4	5	6	7	8	9	10	11	12	13	14	15	RES.
Visitors	0	3	1	0	4	0	0	0	0							8
Home Team	1	0	0	0	6	0	0	0	0							7

The pitchers are given the following statistics:

- **Winner:** the starting pitcher of the visiting team as he pitched 5 innings, his team was in the lead when he was replaced, and remained in the lead until the end.
- **Save:** the relief pitcher of the visiting team as he ended the game, kept his team in the lead, and pitched four innings.
- **Loser:** the only pitcher of the home team is the losing pitcher.

Example 56: In a baseball game won by the home team 16 to 7, with the scores as shown in the table, the home team's starting pitcher is replaced by a relief pitcher at the beginning of the sixth inning.

TEAMS	1	2	3	4	5	6	7	8	9	10	11	12	13	14	15	RES.
Visitors	0	0	0	5	0	2	0	0	0							7
Home Team	2	0	6	1	4	0	3	0	X							16

The pitchers are given the following statistics:

- **Winner:** the starting pitcher of the home team as he pitched five innings, his team was in the lead when he was replaced and remained in the lead until the end.
- **Save:** the relief pitcher of the home team as he ended the game, kept his team in the lead, and pitched four innings.
- **Loser:** the only pitcher of the visiting team is the losing pitcher.



Example 57: In a baseball game won by the home team 5 to 2, with the scores as shown in the table, the home team's starting pitcher was replaced by a relief pitcher at the beginning of the sixth inning.

TEAMS	1	2	3	4	5	6	7	8	9	10	11	12	13	14	15	RES.
Visitors	1	0	0	0	1	0	0	0	0							2
Home Team	0	0	5	0	0	0	0	0	X							5

The pitchers are given the following statistics:

- **Winner:** the starting pitcher of the home team as he pitched five innings, his team was in the lead when he was replaced and remained in the lead until the end.
- **Save:** the relief pitcher of the home team as he ended the game, kept his team in the lead, and pitched four innings.
- **Loser:** the only pitcher of the visiting team is the losing pitcher.

Example 58: In a baseball game won by the home team 6 to 5, with the scores as shown in the table, the home team's pitcher was replaced by a relief pitcher at the beginning of the sixth inning.

TEAMS	1	2	3	4	5	6	7	8	9	10	11	12	13	14	15	RES.
Visitors	0	0	2	2	1	0	0	0	0							5
Home Team	1	0	2	1	1	0	1	0	X							6

The pitchers are given the following statistics:

- **Winner:** the relief pitcher of the home team as he ended the game, and with him on the mound his team took the lead and went on to win the game.
- **Loser:** the only pitcher of the visiting team is the losing pitcher.

In this case there is no save to award as the relief pitcher is the last one to pitch and has already been determined as the winning pitcher.



Example 59: In a baseball game won by the visiting team 5 to 4, with the scores as shown in the table, the home team's starting pitcher was replaced by a relief pitcher at the beginning of the fourth inning.

TEAMS	1	2	3	4	5	6	7	8	9	10	11	12	13	14	15	RES.
Visitors	0	2	1	0	0	0	2	0	0							5
Home Team	0	2	0	1	1	0	0	0	0							4

The pitchers are given the following statistics:

- **Winner:** the only pitcher of the visiting team is the winning pitcher.
- **Loser:** the game-winning run is the second run of the visitors in the 7th inning. The relief pitcher of the home team was pitching when the opposing team took the lead and held it and is the losing pitcher.

Example 60: In a baseball game won by the visiting team 15 to 5, with the scores as shown in the table, the home team's starting pitcher was replaced by a relief pitcher at the beginning of the fifth inning.

TEAMS	1	2	3	4	5	6	7	8	9	10	11	12	13	14	15	RES.
Visitors	2	6	2	0	0	0	5									15
Home Team	0	0	0	2	0	3	0									5

The pitchers are given the following statistics:

- **Winner:** the only pitcher of the visiting team is the winning pitcher.
- **Loser:** the game-winning run is the first run of the visitors in the first inning. The starting pitcher of the home team is the losing pitcher as his team was behind when he was replaced and remained behind for the rest of the match.

Example 61: In a baseball game where the run difference rule applies, won by the home team 14 to 1, with the scores as shown in the table, the home team's starting pitcher was replaced by a relief pitcher at the beginning of the sixth inning.

TEAMS	1	2	3	4	5	6	7	8	9	10	11	12	13	14	15	RES.
Visitors	0	0	0	0	0	0	1									1
Home Team	2	4	0	0	6	2	X									14

The pitchers are given the following statistics:

- **Winner:** the starting pitcher of the home team as he pitched five innings, his team was in the lead when he was replaced and remained in the lead until the end.
- **Loser:** the only pitcher of the visiting team is the losing pitcher.

In this case there is no save as the relief pitcher only pitched two innings when his team already had a 12 run advantage.

Example 62: In a baseball game won by the visiting team 12 to 2, with the scores as shown in the table, the starting pitcher of the home team was replaced by a relief pitcher at the beginning of the third inning. The starting pitcher of the visiting team was replaced by a relief pitcher at the beginning of the second half of the fourth inning.

TEAMS	1	2	3	4	5	6	7	8	9	10	11	12	13	14	15	RES.
Visitors	0	5	0	1	0	1	3	2	0							12
Home Team	0	0	0	0	2	0	0	0	0							2

The pitchers are given the following statistics:

- **Winner:** the relief pitcher of the visiting team as it is not possible to credit the starting pitcher with the victory because he was replaced before he had pitched five innings.
- **Loser:** the game-winning run is the first run of the visitors in the second inning. The starting pitcher of the home team is the losing pitcher as his team was behind when he was replaced and remained behind for the rest of the match.



The pitcher

5-37

Example 63: In a baseball game won by the visiting team 16 to 7, with the scores as shown in the table, the starting pitchers of both teams were replaced by relief pitchers at the beginning of the third inning.

TEAMS	1	2	3	4	5	6	7	8	9	10	11	12	13	14	15	RES.
Visitors	4	5	0	0	0	1	3	3	0							16
Home Team	3	3	0	0	1	0	0	0	0							7

The pitchers are given the following statistics:

- **Winner:** the relief pitcher of the visiting team. As the starting pitcher only pitched two innings, even though his team was in the lead when he was replaced, the victory is credited to the relief pitcher.
- **Loser:** the game-winning run is the first run of the visitors in the first inning. The starting pitcher of the home team is the losing pitcher as he was replaced while his team was losing and was unable subsequently to draw level or to pull ahead.

Example 64: In a baseball game won by the home team 9 to 1, with the scores as shown in the table, the starting pitcher of the visiting team was replaced by a relief pitcher at the start of the second half of the third inning. The starting pitcher of the home team was replaced by a relief pitcher at the beginning of the sixth inning.

TEAMS	1	2	3	4	5	6	7	8	9	10	11	12	13	14	15	RES.
Visitors	1	0	0	0	0	0	0	0	0							1
Home Team	2	1	3	0	0	3	0	0	0							9

The pitchers are given the following statistics:

- **Winner:** the starting pitcher of the home team as he pitched five innings and when he was replaced his team was in the lead, and remained so until the end.
- **Save:** the relief pitcher of the home team because he ended the game, kept his team in the lead, and pitched four innings.
- **Loser:** the game-winning run is the second run of the home team in the first inning. The starting pitcher of the visiting team is therefore the losing pitcher; his team was losing when he was replaced and was not subsequently able to draw even or to pull ahead.



Example 65: In a baseball game won by the visiting team 5 to 4, with the scores as shown in the table, the starting pitchers of both teams were replaced by relief pitchers at the beginning of the seventh inning.

TEAMS	1	2	3	4	5	6	7	8	9	10	11	12	13	14	15	RES.
Visitors	1	1	3	0	0	0	0	0	0							5
Home Team	1	0	1	0	0	0	2	0	0							4

The pitchers are given the following statistics:

- **Winner:** the starting pitcher of the visiting team. He pitched six innings, and when he was replaced his team was in the lead, and remained so until the end.
- **Save:** the relief pitcher of the visiting team. He ended the game, kept his team in the lead, and pitched three innings.
- **Loser:** the game-winning run is the run of the visiting team in the second inning. The starting pitcher of the home team is therefore the losing pitcher. His team was losing when he was replaced and was not subsequently able to draw even or pull ahead).

Example 66: In a game won by the visiting team 13 to 9, with the scores as shown in the table, the starting pitcher of the home team was replaced by a relief pitcher at the beginning of the fourth inning, who was in turn replaced by another pitcher at the beginning of the fifth inning.

TEAMS	1	2	3	4	5	6	7	8	9	10	11	12	13	14	15	RES.
Visitors	1	0	5	4	2	1	0	0	0							13
Home Team	0	0	3	0	4	0	2	0	0							9

The pitchers are given the following statistics:

- **Winner:** the visiting team's only pitcher is the winning pitcher.
- **Loser:** the game-winning run is the run of the visiting team in the first inning. The starting pitcher of the home team is the losing pitcher. His team was losing when he was replaced, and was not subsequently able to draw even or pull ahead.



Example 67: In a baseball game won by the visiting team 10 to 9, with the scores as shown in the table, the starting pitcher of the home team was replaced by a relief pitcher at the beginning of the third inning. He in turn was replaced at the beginning of the sixth inning. The starting pitcher of the visiting team was replaced by a relief pitcher at the beginning of the second half of the sixth inning.

TEAMS	1	2	3	4	5	6	7	8	9	10	11	12	13	14	15	RES.
Visitors	1	0	4	0	4	0	0	1	0							10
Home Team	0	2	1	3	0	3	0	0	0							9

The pitchers are given the following statistics:

- **Winner:** the relief pitcher of the visiting team. He was on the mound when his team scored the run that guaranteed them victory.
- **Loser:** the game-winning run is the run of the visiting team scored in the eighth inning. The last pitcher of the home team is therefore the losing pitcher as he was on the mound when the run that signaled defeat was scored.

Example 68: In a baseball game won by the home team 10 to 8, with the scores shown in the table, the starting pitcher was replaced at bat by a pinch hitter in the bottom of the 7th inning. His team scored 4 runs to take the lead in the game. In the top of the 8th inning a new pitcher enters the mound.

TEAMS	1	2	3	4	5	6	7	8	9	10	11	12	13	14	15	RES.
Visitors	1	0	3	1	0	2	0	0	1							8
Home Team	1	2	1	0	1	1	4	0	x							10

The pitchers are given the following statistics:

- **Winner:** the starting pitcher of the home team. He was technically still on the mound when his team scored the run that guaranteed them victory, although he was already replaced at bat.
- **Loser:** the only pitcher of the visiting team is the losing pitcher.





Chapter VI

Miscellaneous

Times at bat — Designated hitter — Protests — Suspended games —
Forfeited games — Games terminated on run difference — Statistics





Times at bat

It is appropriate at this point to introduce the concept of “Times at bat” (AB). This is a very important concept for establishing all averages and statistics in general.

We shall begin with “Plate appearances” (PA), which means the number of times the batter comes to the plate to bat. Rule 9.02(a)(1) of the Official Baseball Rules (OBR), as well as defining the statistics required for each batter and runner, also gives a definition of a times at bat: *Number of times batted, except that no time at bat shall be charged when a player*

- (A) *hits a sacrifice bunt (SH) or sacrifice fly (SF);*
- (B) *is awarded first base on four called balls (BB);*
- (C) *is hit by a pitched ball (HP);*
- (D) *is awarded first base because of interference or obstruction (IO).*

In practical terms, this means:

$$AB = PA - (SH + SF + BB + HP + IO)$$

The importance of the times at bat can be understood by the fact that it is used, for instance, to calculate the batting average (BAve). Indeed, the batting average of a player is computed from the relationship between safe hits (H) and times at bat (AB).

In practical terms:

$$BAve = (H/AB)$$

We will discuss the issue of averages in greater depth later.



Designated hitter

According to rule 5.11(a) of the OBR:

- (1) *A hitter may be designated to bat for the starting pitcher and all subsequent pitchers in any game without otherwise affecting the status of the pitcher(s) in the game. A Designated Hitter for the pitcher, if any, must be selected prior to the game and must be included in the lineup cards presented to the Umpire-in-Chief.*
- (2) *The Designated Hitter named in the starting lineup must come to bat at least one time, unless the opposing club changes pitchers.*
- (3) *It is not mandatory that a club designate a hitter for the pitcher, but failure to do so prior to the game precludes the use of a Designated Hitter for that club for that game.*
- (4) *Pinch-hitters for a Designated Hitter may be used. Any substitute hitter for a Designated Hitter becomes the Designated Hitter. A replaced Designated Hitter shall not re-enter the game in any capacity.*
- (5) *The Designated Hitter may be used on defense, continuing to bat in the same position in the batting order, but the pitcher must then bat in the place of the substituted defensive player, unless more than one substitution is made, and the manager then must designate their spots in the batting order.*
- (6) *A runner may be substituted for the Designated Hitter and the runner assumes the role of Designated Hitter. A Designated Hitter may not pinch run.*
- (7) *A Designated Hitter is "locked" into the batting order.*



In the following four cases the Designated Hitter role is terminated for the remainder of the game:

1. Once the game pitcher bats for the Designated Hitter (as pitcher he may only bat in the same position in the lineup as the DH previously occupied);
2. Once the game pitcher is switched from the mound to a defensive position;
3. Once a pinch hitter bats for any player in the batting order and then enters the game to pitch;
4. Once a Designated Hitter assumes a defensive position.

Protests

According to rule 7.04 of the OBR:

Each league shall adopt rules governing procedure for protesting a game, when a manager claims that an umpire's decision is in violation of these rules.

Whenever a manager protests a game ... the protest will not be recognized unless the umpires are notified at the time the play under protest occurs and before the next pitch, play or attempted play.

The procedure for protesting the game is in the WBSC Baseball Division Tournament Rules.



Suspended games

The rule 7.02(a) of the OBR gives some of the possible reasons why a game may be suspended:

A game shall become a suspended game that must be completed at a future date if the game is terminated for any of the following reasons:

- (1) A curfew imposed by law;*
- (2) A time limit permissible under league rules;*
- (3) Light failure or malfunction of a mechanical field device under control of the home club. (Mechanical field device shall include automatic tarpaulin or water removal equipment.);*
- (4) Darkness, when a law prevents the lights from being turned on;*
- (5) Weather, if a regulation game is called while an inning is in progress and before the inning is completed, and the visiting team has scored one or more runs to take the lead, and the home team has not retaken the lead, or*
- (6) It is a regulation game that is called with the score tied*

The game is considered a regulation game in cases 1) and 2) and, if called due to weather where the following conditions given in rule 7.01(c) of the OBR obtain:

If a game is called, it is a regulation game:

- 1) If five innings have been completed;*
- 2) If the home team has scored more runs in four or four and a fraction half-innings than the visiting team has scored in five completed half-innings;*
- 3) If the home team scores one or more runs in its half of the fifth inning to tie the score.*

If a game is suspended in the circumstances described in rule 7.02 points 3 and 4, rule 7.02(c) states that the *game shall be resumed at the exact point of suspension of the original game.*



The completion of a suspended game is a continuation of the original game. The players in the dugouts and the lineups of both teams must be exactly the same as those in effect at the time the game was suspended, and they are subject to the rules governing substitutions. Any player may be replaced by a player who had not taken part in the game before it was suspended.

No player who was replaced before the suspension of the game may return to take part in the game.

Moreover, the note to Rule 7.02(a) states: *Weather and similar conditions – Rules 7.02(a)(1) through 7.02(a)(5) - shall take precedence in determining whether a called game shall be a suspended game. If a game is halted by weather, and subsequent light failure or an intervening curfew or time limit prevents its resumption, the game shall not be a suspended game. If a game is halted by light failure, and weather or field conditions prevent its resumption, the game shall not be a suspended game. A game can only be considered a suspended game if stopped for any of the six reasons specified in Rule 7.02(a).*

Example 1: The game is called during the second half of the eighth inning, with the score as given below. According to the provisions of the WBSC Baseball Division tournament rules, the game is considered complete and the final score is that which obtained at the end of the seventh inning. The final result is thus 5 to 3 for the home team.

TEAMS	1	2	3	4	5	6	7	8	9	10	11	12	13	14	15	RES.
Visitors	1	0	0	1	1	0	0	2								3
Home Team	0	0	3	0	2	0	0									5

Example 2: The game is called during the second half of the sixth inning, with the score as given below. According to the provisions of the WBSC Baseball Division tournament rules, the game is considered a regulation game, with the score as it stood at the end of the fifth inning. The final result is thus 2 to 1 for the home team.

TEAMS	1	2	3	4	5	6	7	8	9	10	11	12	13	14	15	RES.
Visitors	0	0	1	0	0	3										1
Home Team	1	0	0	1	0											2



Example 3: The game is called during the second half of the sixth inning, with the score standing as shown below. According to the provisions of the WBSC Baseball Division tournament rules, the final result is 2 to 1 for the visiting team.

TEAMS	1	2	3	4	5	6	7	8	9	10	11	12	13	14	15	RES.
Visitors	0	0	1	1	0	4										2
Home Team	0	0	0	1	0	3										1

Example 4: The game is called at the end of the first half of the eighth inning, with the score standing as shown below. According to the provisions of the WBSC Baseball Division tournament rules, the game is won by the home team by 5 runs to 3.

TEAMS	1	2	3	4	5	6	7	8	9	10	11	12	13	14	15	RES.
Visitors	1	0	0	1	1	0	0	1								3
Home Team	0	0	3	0	2	0	0									5

Example 5: The game is called at the end of the first half of the seventh inning for darkness. According to the provisions of the WBSC Baseball Division tournament rules, the game will be completed on a date to be decided, and resumed at the exact point at which the original game was suspended.

TEAMS	1	2	3	4	5	6	7	8	9	10	11	12	13	14	15	RES.
Visitors	0	1	1	0	0	0	3									5
Home Team	0	0	0	1	0	0										1

Example 6: The game is called during the second half of the sixth inning with the score standing as shown below. The final result is 3 all. The game is considered a regulation tied game and shall be replayed only if necessary for the final rankings.

TEAMS	1	2	3	4	5	6	7	8	9	10	11	12	13	14	15	RES.
Visitors	1	1	0	0	1	4										3
Home Team	0	1	1	1	0	3										3

It should be noted that, when the score is disregarded, no individual performances noted in the incomplete inning (whether in attack or defense) are taken into consideration for statistical purposes.



Forfeited games

Rule 7.03(a) of the OBR states: *A game may be forfeited to the opposing team when a team:*

- (1) Fails to appear upon the field, or being upon the field, refuses to start play within five minutes after the umpire-in-chief has called "Play" at the appointed hour for beginning the game, unless such delayed appearance is, in the umpire-in-chief's judgment, unavoidable;*
- (2) Employs tactics palpably designed to delay or shorten the game;*
- (3) Refuses to continue play during a game unless the game has been suspended or terminated by the umpire-in-chief;*
- (4) Fails to resume play, after a suspension, within one minute after the umpire-in-chief has called "Play";*
- (5) After warning by the umpire, willfully and persistently violates any rules of the game;*
- (6) Fails to obey within a reasonable time the umpire's order for removal of a player from the game;*
- (7) Fails to appear for the second game of a doubleheader within twenty minutes after the close of the first game unless the umpire-in-chief of the first game shall have extended the time of the intermission.*

Additionally, rule 7.03(c) states:

A game shall be forfeited to the visiting team if, after it has been suspended, the orders of the umpire to groundskeepers respecting preparation of the field for resumption of play are not complied with.

And finally, according to rule 7.03(b):

A game shall be forfeited to the opposing team when a team is unable or refuses to place nine players on the field.

In these cases the game is deemed to have been completed and forfeited to the opposing team with a final score of 9 to 0 (Definition of Terms - "Forfeited game") if it is a scheduled nine inning game. This means that in a scheduled 7 inning game the final score will be 7 to 0.



The rule 9.03(e)(2) states that *if a regulation game is forfeited, the official scorer shall include the record of all individual and team actions up to the time of forfeit. If the winning team by forfeit is ahead at the time of forfeit, the official scorer shall enter as winning and losing pitchers the players who would have qualified as the winning and losing pitchers if the game had been called at the time of forfeit. If the winning team by forfeit is behind or if the score is tied at the time of forfeit, the official scorer shall not enter a winning or losing pitcher.*

For a forfeited game to be declared a regulation game, the rules for suspended games apply. Consequently, if a game is declared forfeit before the 5th inning, individual performances do not count towards the results, and only the reason for the forfeited game is recorded.

If, on the other hand, the fifth inning has started, all individual performances must be recorded. In particular, it must be remembered that the 'winning' and 'losing' pitchers are recorded only if the team that wins the match by forfeit was in the lead at the time the umpire declared the game ended. There are no 'winning' or 'losing' pitchers if that team was tied or losing.

Moreover, the final score will not tally with the interim results, unless the victorious team already stood at the final score for a forfeited game.

Games terminated on run difference

A game may be terminated because of a run difference in the results of the two teams.

In the event that a match terminated under the above conditions is in any case a regulation game, all considerations in terms of winning runs and the value of safe hits apply.



Statistics

Rule 9.21 of the OBR gives the formulas for calculating player statistics:

- Batting Average (BAve) : Safe Hits / Times at Bat
 $[H / AB]$
- Slugging Average (SLG): Total Bases on Safe Hits / Times at Bat
 $[(H + (2B \times 2) + (3B \times 3) + (HR \times 4)) / AB]$
- Fielding Average (Fave): (Putouts + Assists) / (Putouts + Assists + Errors)
 $[(PO + A) / (PO + A + E)]$
- Pitcher's Earned Runs Average (ERAve): (Earned Runs x Number of innings scheduled for each game) / Innings pitched
 $[(ER \times 9) / IP]$
- Games Won and Lost: (W/L): (Games Won / (Games Won + Games Lost))
 $[W / (W + L)]$
- On Base Percentage (OBP): (Hits + Bases on Balls + Hit by Pitch) / (times At Bat + Bases on Balls + Hit By Pitch + Sacrifice Flies)
 $[(H + BB + HP) / (AB + BB + HP + SF)]$
- On Base plus Slugging (OPS): it represents the sum of a batter's on-base percentage (OBP) and the slugging percentage (SLG)
OBP + SLG

NOTE: For the purposes of calculating the on-base PERCENTAGE, ignore being awarded first base on interference or obstruction.

NOTE: The results are rounded up or down to the third decimal place, depending on whether they are greater than or less than 0.0005.

IMPORTANT: In order to be included in the statistics a player shall meet the minimum performance standards according to WBSC Baseball Division tournament rules.



The final statistic we will consider is **GAMES BEHIND (GB)**, which serves to establish the team's ranking. It is calculated as follows:

The team's Games Won (W) and Lost (L) statistic is used.

The team that is top of the ranking is given a 0; the following formula is applied to the remaining teams:

$$[(W \text{ first team} - W \text{ team } x) + (L \text{ team } x - L \text{ first team})] / 2]$$



Appendices

Abbreviations — Tiebreaker — Final Scoresheet Balance — Pitchcount
sheet — Pitcher Credits — Game formalities — Scoring documents –
Example





Appendix 1

Scoring symbols and abbreviations by alphabetical order

O/.	Advance on indifference / fielder's choice with caught stealing
T.	Advance on a Throw (fielder's choice)
A.	Appeal play
BK., bk.	Balk
BB	Base on Balls
†	One base hit (Single)
‡	Two base hit (Double)
≠	Three base hit (Triple)
LC	Base hit to Left Center
LL	Base hit down the Left field Line
LS	Base hit through the Left Side of the field
MI	Base hit up the Middle of the field (Middle Infield)
RC	Base hit to Right Center
RL	Base hit down the Right field Line
RS	Base hit through the Right Side of the field
B	Bunt
CS.	Caught Stealing
DH	Designated Hitter
e.	Extra base fielding error
e.T	Extra base throwing error
FC.	Fielder's Choice
E.	Fielding Error
F.	Fly
E.F	Fly Error
FF.	Foul Fly
FL.	Foul Line drive
FSF	Foul Sacrifice Fly
FP.	Foul Pop fly
HR	Four base hit (Home Run)
IHR	Four base hit Inside the park (Home Run Inside the park)
GR	Ground Rule Hit
GDP.	Grounded into Double Play



HP	Hit by Pitch
IF.	Infield Fly
IBB	Intentional Base on Balls
INT	INTerference
L	Left-handed pitcher
L.	Line drive
E.L	Line drive Error
L	Loser (for the pitcher)
LT	Lost Turn
OB., ob.	OBstruction
O.	Occupied ball (fielder's choice)
OBR.	Out By Rule
PB., pb.	Passed Ball
PO	Pick Off
PH	Pinch Hitter
PR	Pinch Runner
E.P	Pop Error
P.	Pop Fly
R	Right-handed pitcher
SF	Sacrifice Fly
SH	Sacrifice Hit (Sacrifice Bunt)
S	Save (for the pitcher)
SB.	Stolen Base
KL	StriKeout Looking
KS	StriKeout Swinging
E.T	Throwing Error
TIE	Tie Breaker
WP., wp.	Wild Pitch
W	Winner (for the pitcher)



Scoring symbols and abbreviations by Symbol order

†	One base hit (Single)
‡	Two base hit (Double)
≠	Three base hit (Triple)
A.	Appeal play
B	Bunt
BB	Base on Balls
BK., bk.	Balk
CS.	Caught Stealing
DH	Designated Hitter
e.	Extra base fielding error
E.	Fielding Error
E.F	Fly Error
E.L	Line drive Error
E.P	Pop Error
e.T	Extra base throwing error
E.T	Throwing Error
F.	Fly
FC.	Fielder's Choice
FF.	Foul Fly
FL.	Foul Line drive
FSF	Foul Sacrifice Fly
FP.	Foul Pop fly
GDP.	Grounded into Double Play
GR	Ground Rule Hit
HP	Hit by Pitch
HR	Four base hit (Home Run)
IBB	Intentional Base on Balls
IF.	Infield Fly
IHR	Four base hit Inside the park (Home Run Inside the park)
INT	INTERference
KL	StriKeout Looking
KS	StriKeout Swinging
L	Left-handed pitcher
L	Loser (for the pitcher)
L.	Line drive



LC	Base hit to Left Center
LL	Base hit down the Left field Line
LS	Base hit through the Left Side of the field
LT	Lost Turn
MI	Base hit up the Middle of the field (Middle Infield)
O.	Occupied ball (fielder's choice)
O/.	Advance on indifference / fielder's choice with caught stealing
OB., ob.	OBstruction
OBR.	Out By Rule
P.	Pop Fly
PB., pb.	Passed Ball
PH	Pinch Hitter
PO	Pick Off
PR	Pinch Runner
R	Right-handed pitcher
RC	Base hit to Right Center
RL	Base hit down the Right field Line
RS	Base hit through the Right Side of the field
S	Save (for the pitcher)
SB.	Stolen Base
SF	Sacrifice Fly
SH	Sacrifice Hit (Sacrifice Bunt)
T.	Advance on a Throw (fielder's choice)
TIE	Tie Breaker
W	Winner (for the pitcher)
WP., wp.	Wild Pitch



Appendix 2

Extra inning rule / Tiebreak

Scoring symbol **TIE**

If the game remains tied after the completion of nine (9) innings, the following procedures will be implemented during extra innings:

Each team will begin the 10th inning (and any subsequent necessary extra innings) with a player on first and second, no outs.

To begin the 10th inning, representatives from each team will meet at home plate and will indicate (at the same time) to the home plate umpire where the team wishes to begin the batting order. That is, the teams have the option of beginning the 10th inning anywhere in the existing batting order that was in effect when the 9th inning ended. Note that this is not a new line-up (just potentially a different order), and it may very well be the same line-up that ended the 9th inning. The rationale for doing so is to ensure that both teams have an equal chance at having what they consider to be their best hitters and base runners in a position to score in the 10th inning.

For example: if the team decides to have the #5 hitter in the line-up hit first, then the #3 hitter will be placed at 2B and the #4 hitter will be placed at 1B. Furthermore, if the team decides to have the #2 hitter in the line-up hit first, then the #9 hitter would be at 2B and the #1 hitter would be at 1B.

3		TIE
4		TIE
5		



3	CS 25	TIE			
4	54		TIE		
5	GDP 43			TIE	
6					

Once those players/runners are determined for the 10th inning, the order of any subsequent innings will be determined by how the previous inning ended. That is, if the 10th inning ends with the #5 hitter having the last plate appearance (PA), then the 11th inning begins the #6 hitter at bat, and the #4 hitter at 2B and the #5 hitter at first base.

No player re-entry is permitted during extra innings.

E1	T	T	T	E
↓				
				3
(3)				TIE
4	(1)			
WP5	O1B			
5	7	9		
6	7			
7				
43				
SF7				
KS				
				5

The traditional system of the visiting team hitting in the top of the inning and the home team hitting in the bottom of the inning (if needed) will remain in effect until a winner is determined.

Any runner that starts on 2B or on 1B in the Tie-Breaker will not be credited with a Plate Appearance (PA) or times at bat (AB).

A run scored by the players starting as runners at first and second base shall be charged to the defensive team and not the pitcher and can therefore never be earned runs. Whether a run scored by any other player shall be charged to the pitcher, is up to the judgment of the official scorer.



Appendices

If action by a subsequent batter, such as a fielder’s choice, causes the lead-off runner to be put out, the first run scored that inning may be charged to the team. (Example: If a runner reaches first base safely on a fielder’s choice as a result of a first-to-third putout, this new runner still is charged to the team.)

If the lead-off runner at second is put out without action by the batter (caught stealing, picked off or leaving the base early), then, no run is charged to the team.

65	TIE
	O6
4	TIE
4	O6
HR9	

In case of a pitcher change at the beginning of the extra inning, it is very important to mark this change above the two players starting as runners on base. The extra inning is supposed to lead to a game-winning run which determines the statistics to be awarded to the pitchers. A run scored by one of the players that started as runners in this extra inning, should be charged to the relief pitcher.

43		
F9		TIE
KL		TIE
	6	



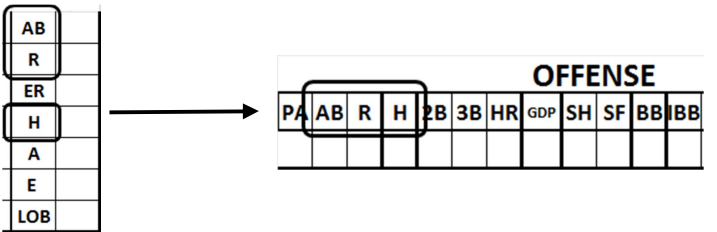


Appendix 3

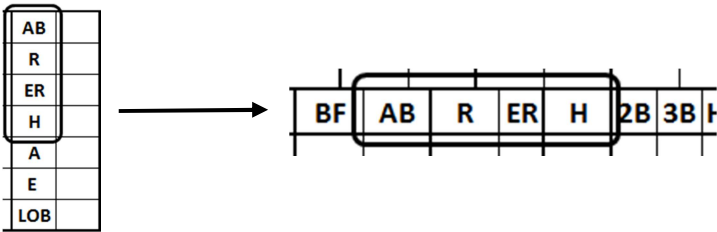
Final score-sheet balance

After completing the score-sheet it is necessary to perform some validation operations for the entire report, by executing, in order, the following operations:

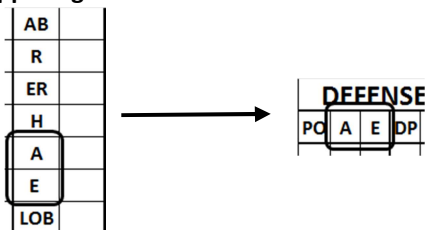
- 1. Check that the finish time and duration of the game have been entered.
- 2. Check that the total runs have been recorded in the section reserved for runs scored, inning by inning.
- 3. Check that **the totals recorded in the lower part of the final inning** correspond with the **offense totals** of the same team, and the **pitchers and fielders** of the opposing team. In particular:
 - a) Times At Bat (AB), runs scored (R) and hits (H) must correspond to the **offensive totals of the same team**;



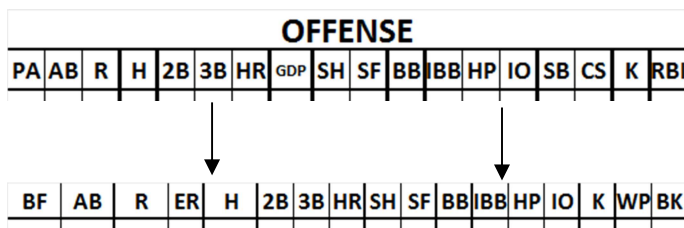
- b) Times At Bat (AB), runs scored (R), earned runs (ER) and hits (H) must tally with the **pitching totals of the opposing team**.



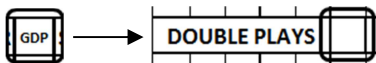
- c) Assists (A) and errors (E) must tally with the **defense totals of the opposing team**.



4. Check that the **offense data totals** that correspond to the **pitching data of the opposing team** are the same.



5. Check the data that do not have any counterpart on the other sheet:
- a) Grounded into Double Play (GDP): check that double plays are entered in the defense statistics of the opposing team, and that the player really did hit into a double play. **The number of GDPs must always be equal to or less than the number of Double Plays credited to the opposing team.** If it is more it means that there is a play like e.g. GDP 6E3.



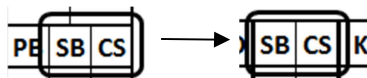
- b) Runs Batted In (RBI): check that this figure is no greater than the total runs scored by the team. If the total is less, check that the difference was not actually batted in.

AB	
R	
ER	
H	
A	
E	
LOB	



The number of Runs Batted In must always be less than or equal to the number of Runs scored by the same team.

- c) Wild pitches (WP) and balks (BK) by the pitchers, and passed balls (PB) by the catchers must be checked visually against the central section of the opposing team's score-sheet.
6. Check that the offense data totals that have a counterpart in the catching record of the opposing team are identical.



7. Check whether there are any Stolen Bases (SB) or Caught Stealing (CS) not credited to the catcher. If so, write the number not for the catcher in the colored lines for the pitchers. **By doing this the total number of Stolen Bases / Caught Stealing credited to the catchers/pitchers must always be equal to the Stolen Bases / Caught Stealing on the opposing team.** For Stolen Bases, make a remark in the notes.

SB	CS
3	1
1	1
4	2

8. Check whether there were any runs earned against the pitcher(s) but not against the team. If so, write the team total in a circle above the total runs earned against the pitcher(s).

For example, if runs earned against the pitcher(s) total 10, and two of these were not earned against the team, write "8" above the pitcher(s)'s total. **The number of runs earned against the team must always be equal to or less than the runs earned against the pitcher(s) of the same team.**

8
10

9. Check that the total number of putouts (PO) recorded in the defense statistics matches the number of innings played, multiplied by three. Each fraction of an inning is equivalent to an out; accordingly, if the number of innings played was 8.2, putouts must be 26 ($8 \times 3 + 2$).
10. In games where there are many changes and substitutions, it is a good idea in every case to check the allocation of innings played for each defensive role, and for each position in the lineup.



Below are some examples of the kinds of checks that must be made:

Green Dolphins			
IP	Pos	PLAYERS	N ^o
4.2	5	SMITH Brady	36
0.2	6 ²	— " —	36
2.1	6 ³	GARRETH Luis	45
2	7	McPARRET George	14
4.1	8 ¹	HARDIES Paul	51
2.2	2 ²	JONATHAN Paul	2
6	3	VINCENTI Joseph	54
3	7 ²	PARRISH Fred	24
	DH	LAMOTTA Joe	31
	PH DH	McCULLOCH Brand	16
3.2	2	COLASANTI Ernst	5
2.2	2 ¹	HAMMOND Peter	48
1.2	8 ²	— " —	48
2	6	REDFORD Jeffrey	38
7	4 ¹	— " —	38
4	7	WINSTON Gabriel	57
5	9 ¹	HERNANDEZ Luis	27
4	9	GONZALEZ Pedro	8
2	7 ¹	— " —	8
1	3 ¹	— " —	8
2	4	McCHARTY Robert	19
2.2	6 ¹	— " —	19
0.2	5 ¹	CARITY Bill	60
3.2	5 ²	CASPER John	32
2	3 ²	MATSUMOTO Naoki	41
0.1	PH 6 ⁴	LAGRANGE Joseph	12
1	6 ⁵	McNAMARA Fred	66
1	7 ³	CARITY Joe	22
PITCHERS			
1.2	R	STEFF Roland	42
2	R	GOVERN Bill	65
2.2	L	LAZO Juan Carlos	33
1.2	R	REINOSO Humberto	49
1	L	FARINA George	29
TOTALS			

Position or defensive role

Pitcher (1.2 + 2 + 2.2 + 1.2 + 1)	= 9
Catcher (3.2 + 2.2 + 2.2)	= 9
First baseman (6 + 1 + 2)	= 9
Second baseman (2 + 7)	= 9
Third baseman (4.2 + 0.2 + 3.2)	= 9
Shortstop (2 + 2.2 + 0.2 + 2.1 + 0.1 + 1)	= 9
Leftfielder (4 + 2 + 3)	= 9
Centerfielder (2 + 4.1 + 1.2 + 1)	= 9
Rightfielder (4 + 5)	= 9

Positions in batting order

1 st (4.2 + 0.2 + 2.1 + 1.1)	= 9
2 nd (2 + 4.1 + 2.2)	= 9
3 rd (6 + 3)	= 9
4 th (DESIGNATED HITTER)	
5 th (3.2 + 2.2 + 1.2 + 1)	= 9
6 th (2 + 7)	= 9
7 th (4 + 5)	= 9
8 th (4 + 2 + 1 + 2)	= 9
9 th (2 + 2.2 + 0.2 + 3.2)	= 9
pitchers (1.2 + 2 + 2.2 + 1.2 + 1)	= 9

NB: The Designated Hitter (DH), the Pinch Hitter (PH) and the Pinch Runner (PR) do not play in defense and these players are therefore not credited with any Innings Played (IP).

A check of the innings played for each individual position in the batting order might not come out exactly when the role of Designated Hitter is terminated during the course of a game. In this case, the innings played by each individual defensive position will tally, but they will not match up with the batting order where the Designated Hitter appears.






In case of a pick-off, use a 1 for a pick-off on first base, a 2 for a pick-off on second base and a 3 for a pick-off on third base.

For the first inning, only the number of pitches for the first inning is given alongside the abbreviation NP in the left-hand column.

For subsequent innings, the left-hand column should contain the number of pitches for each individual inning, and the right-hand column contains the cumulative totals.

Once a new pitcher climbs the mound, start writing the number of pitches on the second line. In case a fourth pitcher joins the game, use the first line again.

	1	2		3		4		5
NP	20	13	33	17	50			
NP				10	10	13	23	
NP								

4	STREET Joseph		1		B	B	
					K	F	S

When the new pitcher climbs the mound during a turn at bat, this has to be clear in the pitch count sheet. Put a line in the remaining boxes and start on a new line.

Throws	Visiting Pitchers	Nº	IP	ER	NP	W/L/S
R	STEFF Roland	42	2.2	5	50	
R	GOVERN Bill	65				

Check after each inning if the number of pitches on the sheet equals the number of pitches in the data entry.

Just remember: use the pitch count sheet in the same way as the regular sheet. This means that the pitcher of the team is written under the batting order of his own team.



Appendix 5

Pitcher credits

Besides the in the manual already used pitcher credits for win, loss and save, there are other pitcher credits that might be known. As they are not used by the WBSC Baseball Division scorers on the WBSC Baseball Division score-sheet, they are only mentioned in this appendix.

- **SAVE** (Blown save, Hold)
- **STARTER**
- **RELIEF** (short, long, final, setup, left specialist, right specialist)
- **SHUTOUTS**
- **NO-HITTER**
- **PERFECT GA ME**

Blown Save

A blown save is charged to a pitcher who enters a game in a situation which permits him to earn a save, but who instead allows the tying run to score. Note that if the tying run was scored by a runner who was already on base when the new pitcher entered the game, that new pitcher will be charged with a blown save even though the run will not be charged to the new pitcher, but rather to the pitcher who allowed that runner to reach base.

If that same pitcher also allows the go-ahead run to reach base and score, and if his team does not come back to tie or gain a lead in the game, said pitcher will be charged with both the loss and a blown save.



The blown save is not an officially recognized statistic, but many sources keep track of them.

Once a pitcher blows a save, he is no longer eligible to earn a save in that game (since the lead that he was trying to "save" has disappeared), although he can earn a win if his team regains the lead. For this reason, most closers' records include a few wins.

Closers make the majority of their appearances with their team ahead, so a loss usually includes a blown save.

Hold

A hold is credited to a relief pitcher who:

1. enters the game in a save situation
2. records at least one out
3. leaves the game before it has ended without his team having relinquished the lead at any point and does not record a save.

Note that since the hold is not an official Major League Baseball statistic, the definition can vary. One noticeable difference is that while STATS, Inc. requires the pitcher to record at least one out for a hold, SportsTicker does not have this requirement. This can result in discrepancies in hold totals between different sources.

Starter

In baseball a starting pitcher (also referred to as the starter) is the pitcher who delivers the first pitch to the first batter of a game. A pitcher who enters the game after the first pitch of the game is a relief pitcher.



Reliever

A relief pitcher or reliever is a pitcher who enters the game after the starting pitcher is removed due to injury, ineffectiveness, fatigue, ejection, or for other strategic reasons, such as being substituted by a pinch hitter.

Relief pitchers are further divided informally into closers, set-up relief pitchers, middle relief pitchers, left-handed or right-handed specialists, and long relievers.

Closer

A closing pitcher, more frequently referred to as a closer is a relief pitcher who specializes in getting the final outs in a close game when their team is leading by a margin of three runs or fewer. Rarely does a closer enter with their team losing or in a tie game. A closer's effectiveness has traditionally been measured by the save.

Set-up relief

A set-up pitcher (sometimes called the set-up man) is a relief pitcher who regularly pitches before the closer. They commonly pitch the eighth inning, with the closer pitching the ninth.

Set-up pitchers often come into the game with the team losing or the game tied.

Middle relief

Middle relief pitchers (or "middle relievers") are relief pitchers who commonly pitch in the fifth, sixth, or seventh innings. A middle reliever is usually replaced in the eighth or ninth innings by a left-handed specialist, setup pitcher or closers.



Left-handed specialist

A left-handed specialist (also known as lefty specialist) is a relief pitcher who throws left-handed and specializes in pitching to left-handed batters, weak right-handed batters, and switch-hitters who bat poorly right-handed. Because baseball practices permanent substitution, these pitchers frequently pitch to a very small number of batters in any given game (often only one), and rarely pitch to strictly right-handed batters. A left-handed specialist is sometimes called a LOOGY (or Lefty One-Out GuY), a term which can be used pejoratively.

The pitcher generally has an advantage when his handedness is the same as the batters, and the batter has an advantage when they are opposite.

This is because a right-handed pitcher's curveball breaks to the left, from his own point of view, which causes it to cross the plate with its lateral movement away from a right-handed batter but towards a left-handed batter (and vice-versa for a left-handed pitcher), and because batters generally find it easier to hit a ball that is over the plate. Furthermore, since most pitchers are right-handed, left-handed batters generally have less experience with left-handed pitchers.

A left-handed pitcher may also be brought in to face a switch-hitter who generally bats left-handed, forcing the batter to shift to his less-effective right-handed stance or to take the disadvantages of batting left-handed against a left-handed pitcher.

Right-handed specialist

The right-handed specialist (sometimes called a ROOGY, for Righty One-Out GuY) is less common than the left-handed specialist, but is occasionally featured.



Long relief

A long reliever is a relief pitcher in baseball who enters the game if the starting pitcher leaves the game early.

Long relievers often enter in the first three innings of a game when the starting pitcher cannot continue, whether due to ineffective pitching, lack of endurance, rain delays, injury, or ejection. The hope is that the long reliever will be able to get the game under control, and hopefully his team's offense will be able to help get the team back into the game. The hope is also that the long reliever will pitch long enough to save other relievers in the bullpen from having to pitch.

A secondary use of a long reliever is in the late extra innings of a tied game, once the team's other, generally more effective, relievers have already been used.

Shutouts

A shutout is a statistic credited to a pitcher who allows no runs in a game. No pitcher shall be credited with pitching a shutout unless he pitches the complete game, or unless he enters the game with none out before the opposing team has scored in the first inning, puts out the side without a run scoring and pitches the rest of the game without allowing a run. When two or more pitchers combine to pitch a shutout, the league statistician shall make a notation to that effect in the league's official pitching records. [OBR 9.18]



No-hitter

A no-hitter (also known as a no-hit game and colloquially as a no-no) is a game in which a team was not able to record a single hit. Major League Baseball officially defines a no-hitter as a completed game in which a team that batted in at least nine innings recorded no hits. A pitcher who prevents the opposing team from achieving a hit is said to have "thrown a no-hitter".

Most of the time, a no-hitter is also a shutout. However, as it is possible to reach base without a hit (most commonly via a walk, error, or hit batsman), a pitcher can throw a no-hitter and still give up runs, and even lose the game, although this is extremely uncommon.

Perfect game

A perfect game is defined by Major League Baseball as a game in which a pitcher (or combination of pitchers) pitches a victory that lasts a minimum of nine innings and in which no opposing player reaches base.

A perfect game is also a no-hitter and a shutout. Since the pitcher cannot control whether or not his teammates commit any errors, the pitcher must be backed up by solid fielding to pitch a perfect game. An error that does not allow a batter to get on base, such as a misplayed foul ball, does not spoil a perfect game.

Weather-shortened contests in which a team has no base runners and games in which a team reaches first base only in extra innings do not qualify as official perfect games under the present definition.



Appendix 6

Game formalities

The Official Scorer must arrive at the stadium at least 60 minutes before the start of the game.

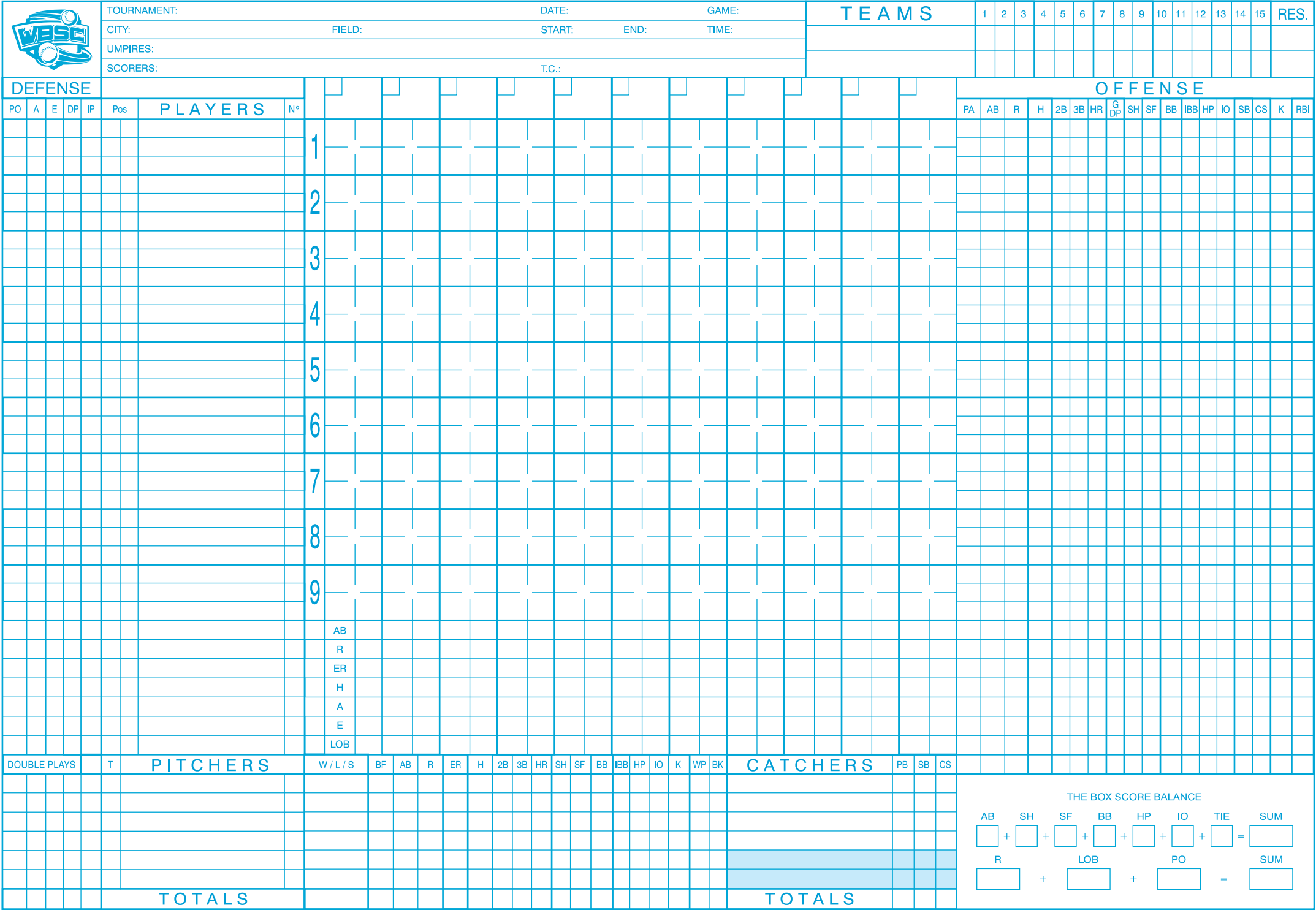
At least 30 minutes before the start of the game, the Official Scorer receives the Provisional Starting Line-up.

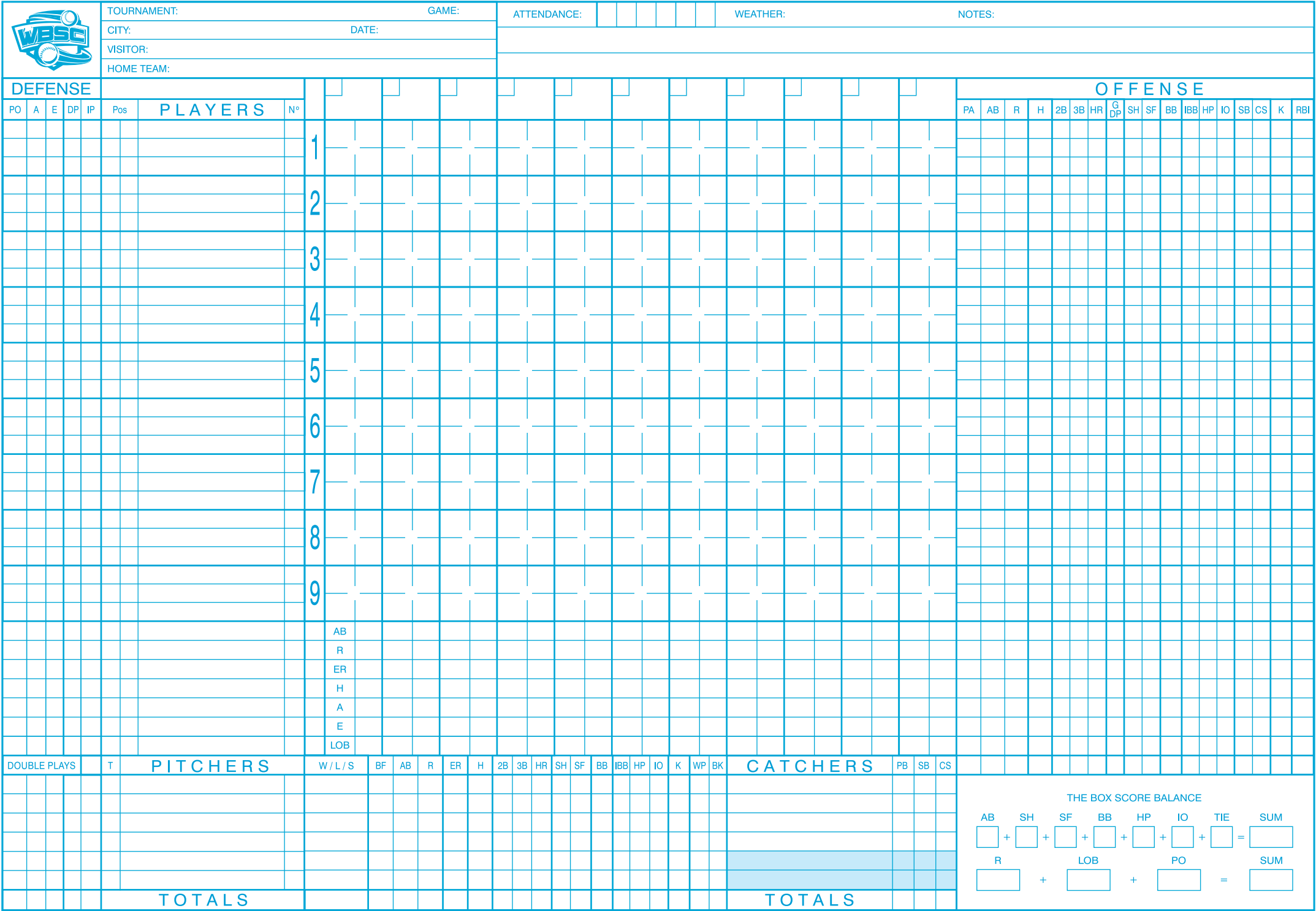
The Official Scorer must complete the score-sheet within 15 minutes after the end of the game and give the score-sheet to the Scoring Director of the tournament.

It shall be understood in any case that the Official Scorer shall comply with all instructions by the Scoring Director.









Pos		N°	Place				Date			Visitors					Home				Code			
		1																				
		2																				
		3																				
		4																				
		5																				
		6																				
		7																				
		8																				
		9																				
				1	2		3		4		5		6		7		8		9			
			NP																			
			NP																			
			NP																			

T	Visiting Pitchers	N°	IP	ER	NP	W/L/S

TEAMS	1	2	3	4	5	6	7	8	9	10	11	12	13	14	15	R	H	E	DP

Official Scorer / Datacaster

PITCHING LEGENDA

- B - Ball

K - Strike

S - Swing and miss

H - Hit by pitch

F - Fouled off

• - Put in play
- 1 - Pick off on 1B

2 - Pick off on 2B

3 - Pick off on 3B



Pos		N°	Place					Date			Visitors					Home					Code			
			1																					
			2																					
			3																					
			4																					
			5																					
			6																					
			7																					
			8																					
			9																					
				1	2		3		4		5		6		7		8		9					
			NP																					
			NP																					
			NP																					

T	Home Pitchers	N°	IP	ER	NP	W/L/S

Note

PITCHING LEGENDA

B - Ball

K - Strike

S - Swing and miss

H - Hit by pitch


F - Fouled off

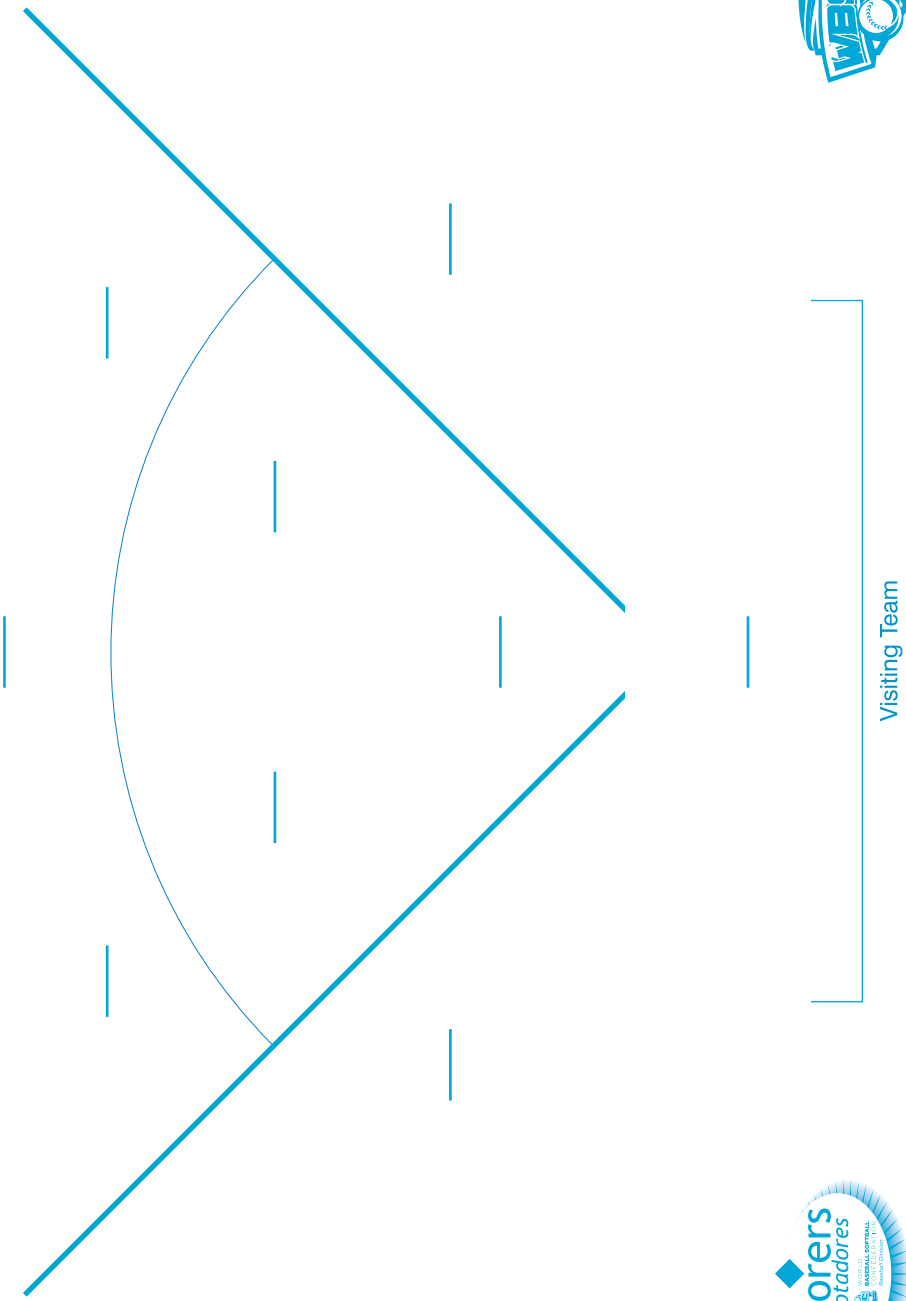
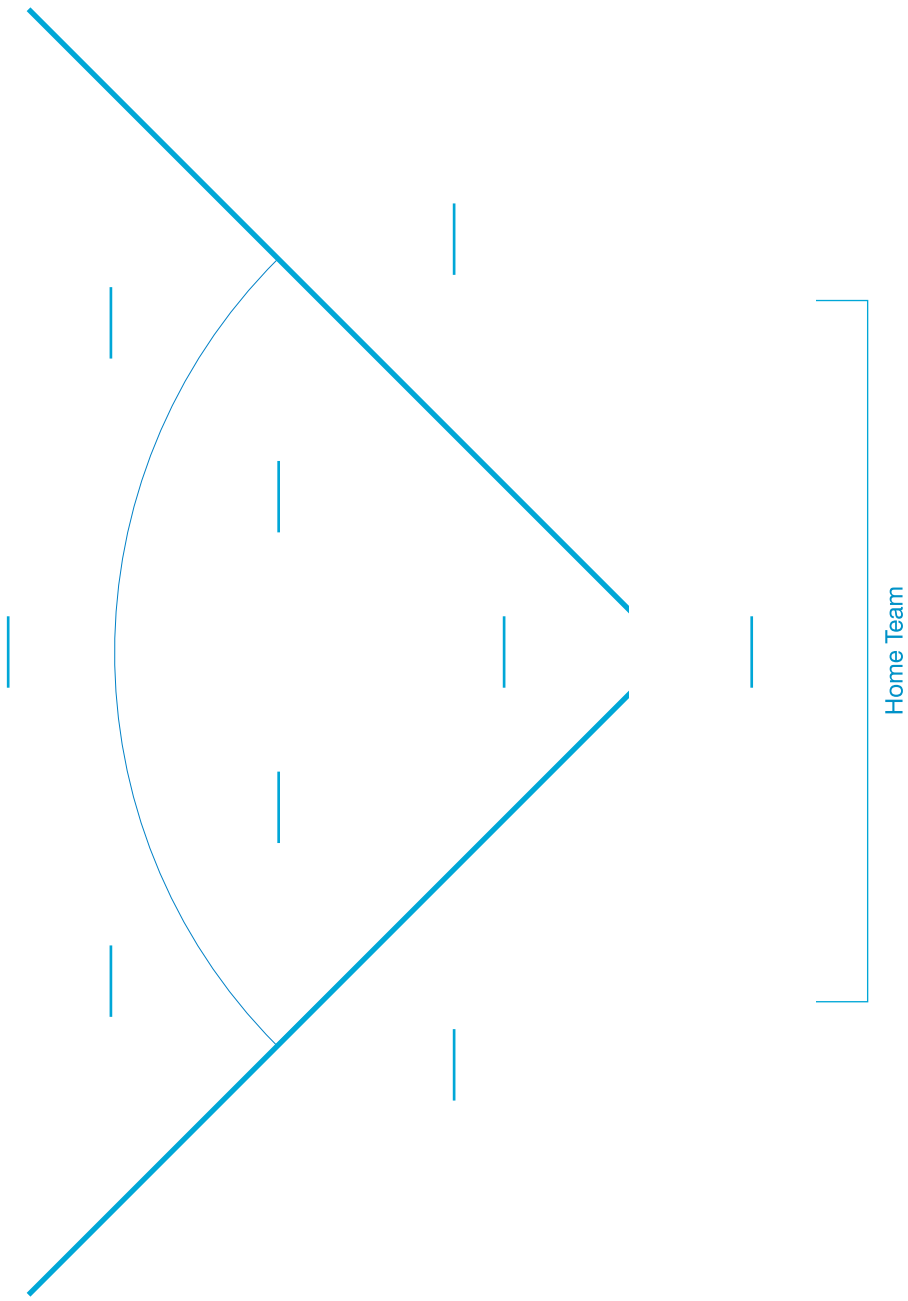
• - Put in play

1 - Pick off on 1B

2 - Pick off on 2B

3 - Pick off on 3B





TOURNAMENT: 2011 BWC PANAMA										DATE: 15-10-2011										GAME: 76										TEAMS										1 2 3 4 5 6 7 8 9 10 11 12 13 14 15 RES.																			
CITY: PANAMA CITY										FIELD: ROD CAREW										START: 21.00 END: 23.57 TIME: 2.57										CUBA										0 0 0 1 0 0 0 0 0										1									
UMPIRES: DOWDY A (USA) REY C (PUR) RILEY P (USA) LEONE P (ITA) STEVENSON E (PAN) HACKETT D (CAN)										SCOREKEEPERS: CARPIO P (ESP) IZAGUIRRE O (VEN) DE LEON A (PAN) CAUENDO P (USA) BURGOS E (PAN)										NETHERLANDS										0 0 0 2 0 0 0 0 X										2																			
DEFENSE										CUBA										OFFENSE																																							
PLAYERS																																																											
CASTILLO Rusney 38										1 13 KS L4																																																	
BELL Alexei 88										2 F9 KS BB1 F7																																																	
CEPEDA Frederick 24										3 KS WP4 FRC F7 F7																																																	
DESPAIGNE Alfredo 54										4 KS SF8 EFF F8																																																	
GOURRIEL Yulieski 10										5 F8 F4 43 7																																																	
ABREU Jose D 79										6 HP FP3 F9 F7																																																	
ENRIQUEZ Michel 12										7 FP5 KL P3 FP5 L5																																																	
PESTANO Ariel 13										8																																																	
QUIVERGEL Giorvis 1										9 KS F8																																																	
MOREJON Frank C 45																																																											
ARRUEBARRUENA Bonar 71																																																											
REYES Rudy 50																																																											
OLIVERA Hector 28																																																											
										AB 3 3 6 3 9 3 12 3 15 3 18 4 22 5 27 5 32																																																	
										R - - - - - 1 1 - 1 - 1 - 1 - 1 - 1																																																	
										ER - - - - - 1 1 - 1 - 1 - 1 - 1 - 1																																																	
										H - - - - - 1 1 - 1 - 1 - 1 2 3 2 5																																																	
										A 1 - 1 - 1 - 1 - 1 - 1 1 2 - 2 - 2																																																	
										E - - - - - - - - - - 1 1 - 1 - 1																																																	
										LOB - 1 1 - 1 - 1 - 1 1 2 1 3 2 5 2 7																																																	
DOUBLE PLAYS										PITCHERS										CATCHERS																																							
3 L GONZALEZ Yulieski 48										W/L/S BF AB R ER H 2B 3B HR SH SF BB IBB HP IO K WP BK										PESTANO Ariel 1																																							
5 R ALVAREZ Freddy A 15										L 14 12 2 2 3 22 16 3 2 2 2 3										MOREJON Frank C																																							
TOTALS										36 28 2 2 6 2 4 2 7										TOTALS										1																													

THE BOX SCORE BALANCE

AB

32

+

SH

1

+

SF

1

+

BB

1

+

HP

1

+

I-O

1

+

TB

1

=

SUM

35

R

1

+

LOB

7

+

PO

27

=

SUM

35



DEFENSE										NETHERLANDS										OFFENSE																																																																																																																																																																																																																																																																																																																																																																																																																																																																																																																																																																																																																																																																																																																																															
PO	A	E	DP	IP	Pos	PLAYERS	Nº	1	2	3	4	5	6	7	8	9	PA	AB	R	H	2B	3B	HR	G	DP	SH	SF	BB	IBB	HP	IO	SB	CS	K	FB																																																																																																																																																																																																																																																																																																																																																																																																																																																																																																																																																																																																																																																																																																																																
INF	1			9	7	KEMP Dwayne	7	1	SB3		P3	L1		F6			1	1																																																																																																																																																																																																																																																																																																																																																																																																																																																																																																																																																																																																																																																																																																																																																	
				9	6	GREGORIUS Marielcon	9	2	KS		L9		3		43			1	1																																																																																																																																																																																																																																																																																																																																																																																																																																																																																																																																																																																																																																																																																																																																																
INF				9	2	JONG DE Sidney	24	3	KS			4	KS	5	BB2			1	1																																																																																																																																																																																																																																																																																																																																																																																																																																																																																																																																																																																																																																																																																																																																																
INF				9	3	SMITH Curt	30	4	CB1			5	BB2		KS	3		1	1																																																																																																																																																																																																																																																																																																																																																																																																																																																																																																																																																																																																																																																																																																																																																
						ENGELHARDT Bryn	37	5	KS2			7	6	FF5				1	1																																																																																																																																																																																																																																																																																																																																																																																																																																																																																																																																																																																																																																																																																																																																																
INF	1			9	4	SCHOOP Sharon	15	6		53		SH	1	4				1	1																																																																																																																																																																																																																																																																																																																																																																																																																																																																																																																																																																																																																																																																																																																																																
INF				9	5	SCHOOP Jonathon	16	7		43			8		SH	1			1																																																																																																																																																																																																																																																																																																																																																																																																																																																																																																																																																																																																																																																																																																																																																
INF				9	8	SAMS Kalian	35	8		KS			HP		16																																																																																																																																																																																																																																																																																																																																																																																																																																																																																																																																																																																																																																																																																																																																																				
INF				9	9	ROMBLEY Danny	27	9			P4	KS																																																																																																																																																																																																																																																																																																																																																																																																																																																																																																																																																																																																																																																																																																																																																							
								AB	4	3	7	3	10	5	15	4	19	2	21	4	25	3	28																																																																																																																																																																																																																																																																																																																																																																																																																																																																																																																																																																																																																																																																																																																																												
								R	-	-	-	-	2	2	-	2	-	2	-	2	-	2	-	2																																																																																																																																																																																																																																																																																																																																																																																																																																																																																																																																																																																																																																																																																																																																											
								ER	-	-	-	-	2	2	-	2	-	2	-	2	-	2	-	2																																																																																																																																																																																																																																																																																																																																																																																																																																																																																																																																																																																																																																																																																																																																											
								H	1	-	1	-	1	3	4	1	5	-	5	1	6	-	6																																																																																																																																																																																																																																																																																																																																																																																																																																																																																																																																																																																																																																																																																																																																												
								A	-	2	2	-	2	1	3	-	3	1	4	1	5	2	3																																																																																																																																																																																																																																																																																																																																																																																																																																																																																																																																																																																																																																																																																																																																												
								E	-	-	-	-	-	-	-	-	-	-	-	-	-	-	-																																																																																																																																																																																																																																																																																																																																																																																																																																																																																																																																																																																																																																																																																																																																												
								LOB	2	-	2	-	2	3	5	1	6	2	8	2	10	10																																																																																																																																																																																																																																																																																																																																																																																																																																																																																																																																																																																																																																																																																																																																													
DOUBLE PLAYS								PITCHERS								W/L/S	BF	AB	R	ER	H	2B	3B	HR	SH	SF	BB	IBB	HP	IO	K	WP	BK	CATCHERS								PB	SB	CS	36	28	2	6			2	4	2	1	7	2																																																																																																																																																																																																																																																																																																																																																																																																																																																																																																																																																																																																																																																																																																											
1				7	1	R CORDEMAN'S Robbie	19	W	27	24	1	1	2	2				1	1		1		6	1	JONG DE Sidney																																																																																																																																																																																																																																																																																																																																																																																																																																																																																																																																																																																																																																																																																																																																										

Appendix 9

Official Baseball Rules “Old” Reference

Pag	Obr 2015	Obr 2014
0-7	9.01 (c)	10.01 (c)
0-7	9.01 (a)	10.01 (a)
0-7	9.00	10.00
0-7	9.01	10.01
0-8	9.01 (b)	10.01 (b)
0-8	9.00	10.00
0-8	9.00	10.00
1-6	9.02(l)	10.02(l)
1-6	9.02 (l) Comment	10.02 (l) Comment
1-7	9.02(m)	10.02(m)
2-3	Definition of terms	2.00
2-3	9.09(a)	10.09(a)
2-4	5.09(a)(2)	6.05(b)
2-4	5.09(a)(3)	6.05(c)
2-5	5.09(a)(1)	6.05(a)
2-6	5.09(a)(10)	6.05(j)
2-7	5.09(b)(6)	7.08(e)
2-7	5.09(b)(4)	7.08(c)
2-8	Definition of terms	2.00
2-8	9.11	10.11
2-8	9.11 Comment	10.11 Comment
2-8	Definition of terms	2.00
2-13	9.09(b),(c)	10.09(b),(c)



Pag	Obr 2015	Obr 2014
2-13	9.09(b)(2)	10.09(b)(2)
2-13	6.03(a)(1)	6.06(a)
2-13	6.06(a)(3)	6.06(b)
2-13	6.03(a)(4)	6.06(d)
2-13	6.03(a)(4) Comment	6.06(d) Comment
2-14	5.09(a)(4)	6.05(d)
2-14	9.09(b)(3)	10.09(b)(3)
2-14	5.09(a)(3)	6.05(c)
2-14	5.09(b)(6)	6.05(f)
2-14	5.09(a)(14)	6.05(n)
2-14	6.01(a)(1)	7.09(a)
2-14	5.09(a)(7)	6.05(g)
2-14	9.09(b)(4)	10.09(b)(4)
2-14	5.09(a)(9)	6.05(i)
2-14	5.09(a)(8)	6.05(h)
2-14	9.09(b)(5)	10.09(b)(5)
2-14	6.03(a)(3)	6.06(c)
2-15	6.03(b)	6.07
2-15	9.03(d)	10.03
2-15	9.09(b)(6)	10.09(b)(6)
2-15	9.09(b)(7)	10.09(b)(7)
2-15	9.14(c)	10.14(c)
2-15	5.08(b) penalty	4.09(b) penalty
2-15	9.09(b)(8)	10.09(b)(8)
2-15	5.08(b)	4.09(b)
2-15	5.09(a)(5)	6.05(e)
2-15	9.09(c)(1)	10.09(c)(1)
2-15	5.09(a)(12)	6.05(l)
2-16	9.09(c)(2)	10.09(c)(2)
2-16	5.09(b)(7)	7.08(f)
2-16	6.01(a)(11)	7.09(k)
2-16	5.09(b)(1)	7.08(a)(1)

Pag	Obr 2015	Obr 2014
2-16	9.09(c)(1)	9.09(c)(3)
2-16	5.09(b)(9)	7.08(h)
2-16	99.09(c)(4)	10.09(c)(4)
2-16	5.09(b)(10)	7.08(i)
2-16	9.09(c)(5)	10.09(c)(5)
2-17	5.09(b)(3)	7.08(b)
2-17	6.01(a)(6)	7.09(f)
2-17	6.01(a)(19)	7.09(j)
2-17	9.09(c)(6)	10.09(c)(6)
2-17	5.09(a)(11)	6.05(k)
2-17	5.09(a)(13)	6.05(m)
2-17	6.01(a)(7)	7.09(g)
2-17	9.09(c)(7)	10.09(c)(7)
2-18	9.02(a)(17)	10.02(a)(17)
2-19	Definition of Terms	2.00
2-19	6.03(b)	6.07
2-19	5.09(c)(1)	7.10(a)
2-19	5.09(c)(2)	7.10(b)
2-19	9.10(a)(1) Comment	10.10(a)(1)Comment
2-21	5.08(a)	4.09(a)
2-23	9.05(b)(2)	10.05(b)(2)
2-24	9.05(b)(2)	10.05(b)(2)
2-24	9.06(b) Comment	10.06(b) Comment
2-25	5.09(b)(9)	7.08(h)
2-26	Definition of Terms	2.00
2-27	5.09(b)(7)	7.08(f)
2-27	5.09(b)(7)	7.08(f)
2-28	Definition of Terms	2.00
2-28	Definition of Terms	2.00
2-29	5.09(a)(12)	6.05(l)
2-30	6.03(b)	6.07
2-30	6.03(b)(2)	6.07(a)(1)

Pag	Obr 2015	Obr 2014
2-30	6.03(b)(3)	6.07(b)
2-35	9.10	10.10
2-35	9.10(a)(1)	10.10(a)(1)
2-35	9.10(a)(1) Comment	10.10(a)(1) Comment
2-35	9.10(a)(2)	10.10(a)(2)
2-36	9.10(b)(1),(2),(3)	10.10(b)(1),(2),(3)
2-39	9.12	10.10
2-39	9.12(a)	10.12(a)
2-41	9.12	10.12
2-41	9.12(a)(2)	10.12(a)(2)
2-42	9.12(a)(3),(4)	10.12(a)(3),(4)
2-42	9.12(a)(5)	10.12(a)(5)
2-42	9.12(a)(6)	10.12(a)(6)
2-42	9.12(a)(7)	10.12(a)(7)
2-42	9.12(a)(8)	10.12(a)(8)
2-43	9.12(c)	10.12(c)
2-43	9.12(b)	10.12(b)
2-44	Definition of Terms	2.00
2-44	Definition of Terms	2.00
2-44	Definition of Terms	2.00
2-52	9.12(d) Comment	10.12(d) Comment
2-52	9.12(a)(4)	10.12(a)(4)
2-55	9.12(d)	10.12(d)
2-55	9.12(d)(1)	10.12(d)(1)
2-55	9.12(d)(2)	10.12(d)(2)
2-55	9.12(d)(3)	10.12(d)(3)
2-55	9.12(d) Comment	10.12(d) Comment
2-55	9.12(d)(4)	10.12(d)(4)
2-55	9.12(e),(f)(1),(f)(2)	10.12(e),(f)(1),(f)(2)
3-5	9.05	10.05
3-5	9.05(a)(1)	10.05(a)(1)



Pag	Obr 2015	Obr 2014
3-5	9.12(a)(1) Comment	10.12(a)(1) Comment
3-5	9.05(a)(2)	10.05(a)(2)
3-5	9.05(a)(2) Comment	10.05(a)(2) Comment
3-6	9.05(a)(3)	10.05(a)(3)
3-6	9.05(a)(4)	10.05(a)(4)
3-6	9.05(a)(5)	10.05(a)(5)
3-6	5.06(b)(3)(B)	7.04(b)
3-6	9.05(a)(6)	10.05(a)(6)
3-7	Definition of Terms	2.00
3-7	9.05(a)(3)	10.05(a)(3)
3-7	9.05(a)(4)	10.05(a)(4)
3-7	9.05(a)(6)	10.05(a)(6)
3-7	9.05(b)(3)	10.05(b)(3)
3-7	9.08(b)	10.08(b)
3-7	9.12(a)(1) Comment	10.12(a)(1) Comment
3-7	9.12(d)(2)	10.12(d)(2)
3-7	9.13(a)	10.12(a)
3-7	9.13(b)	10.13(b)
3-7	Definition of Terms	2.00
3-7	Definition of Terms	2.00
3-9	9.05(a) Comment	10.05(a) Comment
3-9	9.05(b)	10.05(b)
3-9	9.05(b)(1)	10.05(b)(1)
3-9	9.05(b)(2)	10.05(b)(2)
3-10	9.05(b)(3)	10.05(b)(3)
3-10	9.05(b)(4)	10.05(b)(4)
3-10	9.05(b)	10.05(b)
3-10	9.05(b)(5)	10.05(b)(5)
3-11	9.06	10.06
3-11	9.06(b)	10.06(b)
3-12	9.06(c)	10.06(c)
3-13	9.06(d)	10.06(d)

Pag	Obr 2015	Obr 2014
3-13	5.06(b)(4)	7.05
3-13	6.01(h)(1)	7.06(a)
3-13	9.06(e)	10.06(e)
3-14	9.06(g)	10.06(g)
3-14	9.06(f)	10.06(f)
3-14	9.06(f) Comment	10.06(f) Comment
3-14	9.06(g)	10.06(g)
3-15	7.01(g)(3)	4.11(c)
3-15	7.01(g)(3)	4.11(c)
3-17	9.08	10.08
3-20	9.08(d)	10.08(d)
3-20	9.08(d)(2)	10.08(d)(2)
3-22	9.12(d)(4)	10.12(d)(4)
3-23	9.14(c)	10.14(c)
3-24	Definition of Terms	2.00
3-24	5.05(b)(1)	6.08(a)
3-24	9.14(a)	10.14(a)
3-25	9.14(a)	10.14(a)
3-25	9.14(c)	10.14(c)
3-26	9.14(b)	10.14(b)
3-27	5.05(b)(2)	6.08(b)
3-27	5.05(b)(2)	6.08(b)
3-28	Definition of Terms	2.00
3-28	5.05(b)(3)	6.08(c)
3-29	Definition of Terms	2.00
3-29	6.01(h)(1)	7.06(a)
3-30	5.05(b)(4)	6.08(d)
3-30	5.05(b)(4)	6.08(d)
3-36	5.05(b)(3)	6.08(c)
3-38	5.05(b)(3)	6.08(c)
3-38	6.05(g)	7.07
3-38	5.06(b)(3)(D)	7.04(d)

Pag	Obr 2015	Obr 2014
3-39	6.01(h)(1)	7.06(a)
3-40	Definition of Terms	2.00
3-40	Definition of Terms	2.00
3-40	9.13(a)	10.13(a)
3-41	9.13(a)	10.13(a)
3-41	9.13 Comment	10.13 Comment
3-41	9.13	10.13
3-41	9.13(b)	10.13(b)
3-43	Definition of Terms	2.00
3-44	9.12(d)(4)	10.12(d)(4)
3-44	9.12	10.12
3-46	9.13(b) Comment	10.13(b) Comment
3-47	9.07(g)	10.07(g)
3-48	9.12(f)(2)	10.12(f)(2)
3-48	9.12(f)(2)	10.12(f)(2)
3-48	9.13 Comment	10.13 Comment
3-56	9.07	10.07
3-57	9.07(a)	10.07(a)
3-57	9.07(b)	10.07(b)
3-57	9.07(c)	10.07(c)
3-57	9.07(c)	10.07(c)
3-58	9.07(c)	10.07(c)
3-59	9.07(e)	10.07(e)
3-59	9.07(f)	10.07(f)
3-59	9.07(g)	10.07(g)
3-59	9.07(g) Comment	10.07(g) Comment
3-62	9.07(h)	10.07(h)
3-63	9.12	10.12
3-65	5.06(c)(7)	5.09(g)
3-65	5.06(c)(8)	5.09(h)
3-65	5.09(a)(14)	6.05(n)
3-65	5.06(b)(3)(C)	7.04(c)

Pag	Obr 2015	Obr 2014
3-65	5.06(c)(7)	5.09(g)
3-66	5.06(c)(8)	5.09(h)
3-68	5.09(a)(14)	6.05(n)
3-70	5.06(b)(3)(C)	7.04(c)
3-72	Definition of Terms	2.00
3-73	9.04	10.04
3-75	9.04(b)(1)	10.04(b)(1)
4-8	9.16(b)	10.16(b)
4-9	9.16(h)	10.16(h)
5-3	9.16	10.16
5-12	9.16(a) Comment	10.16(a) Comment
5-13	9.16(a) Comment	10.16(a) Comment
5-15	9.16(g)	10.16(g)
5-18	9.16(g)	10.16(g)
5-18	9.16(g)	10.16(g)
5-19	9.16(i)	10.16(i)
5-19	9.16(i) Comment	10.16(i) Comment
5-19	9.16(i)	10.16(i)
5-22	9.16(g)	10.16(g)
5-24	5.09(a)(3)	6.05(c)
5-26	9.17	10.17
5-26	9.17(b)	10.17(b)
5-26	9.17(c)	10.17(c)
5-27	9.17(b)	10.17(b)
5-27	9.17(b) Comment	10.17(b) Comment
5-28	9.17(d)	10.17(d)
5-28	9.19	10.19
6-3	9.02(a9(1)	10.02(a)(1)
6-4	5.11(a)	6.10(b)



Pag	Obr 2015	Obr 2014
6-5	7.04	4.19
6-6	7.02(a)	4.12(a)
6-6	7.01(c)	4.10(c)
6-6	7.02	4.12
6-6	7.02(c)	4.12(c)
6-7	7.02(a)	4.12(a)
6-7	7.02(a)(1)	4.12(a)(1)
6-7	7.02(a)(5)	4.12(a)(5)
6-7	7.02(a)	4.12(a)
6-9	7.03(a)	4.15
6-9	7.03(c)	4.16
6-9	7.03(b)	4.17
6-9	Definition of Terms	2.00
6-10	9.03(e)(2)	10.03(e)(2)
6-11	9.21	10.21
A-23	9.18	10.18

